


Date:

Type:

Project:



### SRB-3-F WALL MOUNT

3" thin cylinder with flat top and 6" long opal lens tube giving a clean, sleek look. Ideal for walkways, patios, outdoor corridors, building entrances. Made from aluminum extrusion with option for stainless steel construction. Also available in bollard version.

Name	Size	Light Engine	Lumens*	Color Temp	Electrical	Mounting
SRB-3-F	14	10W LED	1760	3000K 3500K 4000K 5000K	UNV 120-277V HLV 347-480V	WM Wall mounted
		Contact for other sizes	Contact for other wattages & outputs			

Lens		Light Pattern		Options		Finishes	
OPL	Opal lens	TY5	Type V distribution	TP	Tamperproof hardware & screws	BL	Black
				DM	0-10V Dimming	BZ	Bronze
				SS	Stainless steel construction	WH	White
				RED	Red LED	SG	Silver Grey
				GREEN	Green LED	BA4	Brushed Aluminum #4
				BLUE	Blue LED	CC	Custom Color
<a href="#">See finishes info on website</a>							

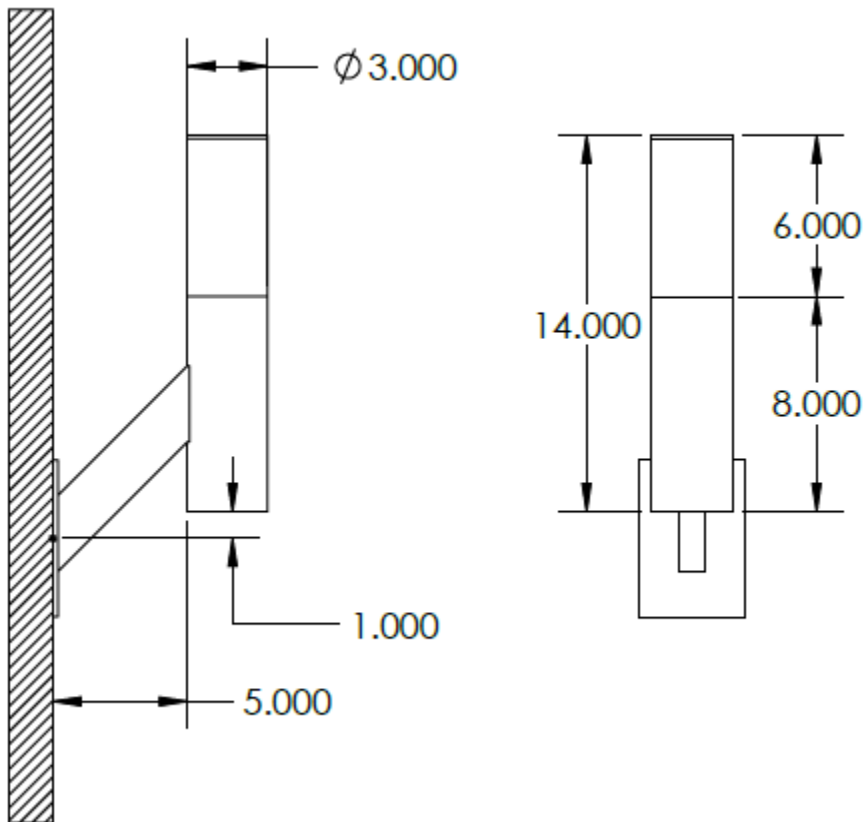
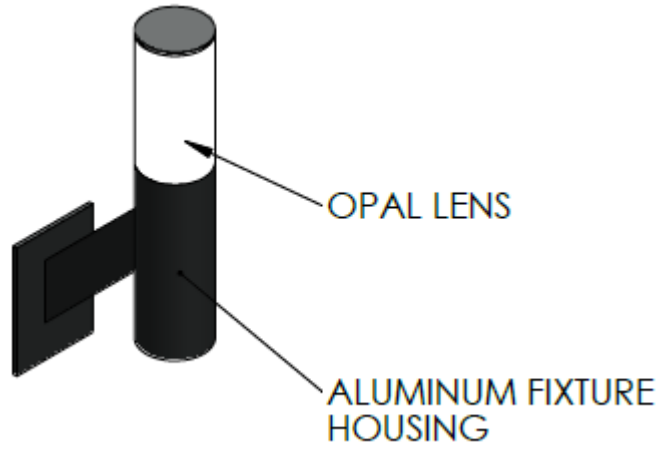
\*General lumens are based on Wattage and 5000K CCT  
 \*Specific IES Files available upon request  
 Std – Standard Offering

SRB-3-F- \_\_\_\_\_

**Customization Notes:**

▶▶▶ Info on this spec sheet will change without notice as product development is an ongoing process.

**Dimensions & Mounting** (measurements in inches; drawings are not to scale)



**AVAILABLE IN  
BOLLARD VERSION  
(Check Bollard  
luminaires)**