

Date: \_\_\_\_\_

Type: \_\_\_\_\_

Project: \_\_\_\_\_

## SAL WALL MOUNT

Contemporary wall mount with sleek, modern look. The corners are sharp and exudes a standard front glow. Down light distribution is an option. Contact Factory for other grill designs or patterns.

**Construction:** Fixture housing constructed from aluminum extrusion. Weatherproof silicon gasket seal for all weather protection. Stainless steel external hardware for corrosion resistance.

**Mounting:** Fixture is suitable to mount over octagonal J-box.

**Lens:** Opal lens

**Lamp:** High power LEDs with 50,000 hrs. rated lamp life  
L70% lumen maintenance  
3000K, 3500K, 4000K, 5000K color temperature  
CRI 80

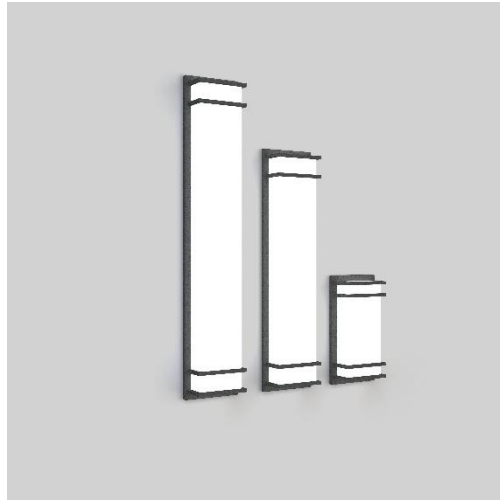
**Driver:** 60Hz, 120-277V / 347V electronic LED driver, thermally protected with low THD. 6kV native surge protection and 4kV EFT with Ambient Operating Temperature -40°C to 55°C.

**Options:** 0-10V Dimming, 1% Dimming, Wet location, emergency driver, remote driver

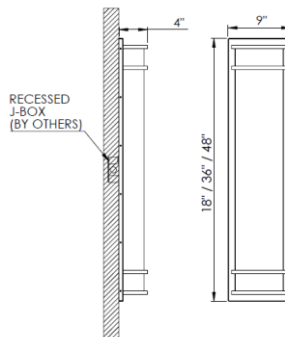
**Finish:** Black, White, Silver Gray, Bronze  
(Custom color available upon request)

**Listing:** Complies with CSA & UL Standards, for indoor and outdoor location.

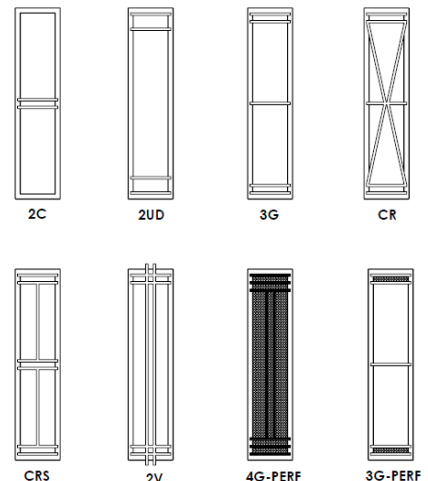
**Warranty:** [5-year limited warranty](#)



### DGW-SQ:



### Variations



--	--	--	--	--	--	--	--	--	--

Name	Light Engine	Variation	Color Temperature	Electrical	Mounting	Lens	Light Pattern	Options		Finish
SAL-I	18W (max)	2C	3000K	UNV	WM-OCT	OAL	F	DM	DM1	BL
SAL-II	44W (max)	2UD	3500K	HLV				TP/TS	RB	BZ
SAL-III	64W (max)	3G	4000K					SF	WL	WH
		CR	5000K					RGB W	EM	SG
		CRS						WB 15W D		CC
		2V						MB 15W D		
		4G-PERF						NB 15W D		
		3G-PERF								

## Notes:

- 3000K – 156 lm/w
- 3500K – 159 lm/w
- 4000K – 164 lm/w
- 5000K – 166 lm/w
- UNV – Universal voltage (120V - 277V)
- HLV – High Low voltage (347V - 480V)
- WM-OCT – Wall mount over octagonal J-box (North America only)
- OAL – Opal lens
- DM – 0-10V dimming
- DM1 – 1% dimming
- TP/TS – Tamperproof hardware & screws
- RB – Remote driver
- SF – Single fuse
- WL – Wet location
- RGBW – Programmable colour changing LEDs
- EM – Emergency driver
- WB 15W D – Wide beam 15watt downlight
- MB 15W D – Medium beam 15watt downlight
- NB 15W D – Narrow beam 15watt downlight
- BL – Minitex black
- BZ – Minitex bronze
- WH – Minitex white
- SG – Minitex silver gray
- CC – Custom color (Confirm RAL No. prior to production)