

Date:

Type:

Project:

RUS POLE MOUNT

Luminaire features an extruded aluminum conical shade with simple modern design. Gives downward illumination and can be mounted to different pole arm options. Check also under Indoor Pendant.



Name	Dimensions (in inches)	Lamping	Lumens*	Color Temperature	Electrical	Pole Mount Arm Options
RUS	24" x 17"	144W LED	20,800	5000K 4000K 3500K 3000K	UNV 120-277V HLV 347-480V	DA4 DCA CD4 GN Decorative arm for 4" pole Decorative curved arm Custom decorative arm for 4" pole Goose neck arm

Lens	Light Pattern	Options	Finishes
CPL Flat clear lens (Std)	TY5 Type 5 distribution (Std)	BA Fixed single banner arm	BL Black
OPL Flat opal lens	TY3 Type 3 distribution	2XBA Fixed double banner arms, indicate distance	BZ Bronze
SAG Sag lens	TY2 Type 2 distribution	CUSTOM Custom pole configuration, contact Factory	WH White
		DM 0-10V dimming	SG Silver Grey
		PC Button photocell, voltage specific	BA4 Brushed Aluminum #4
		SF Single fuse	CC Custom Color
		SD Step dimming	

Contact factory for varying finishes.
[See finishes info on website](#)

*Lumens are based on Max Wattage and 5000K CCT

*Specific IES Files available upon request

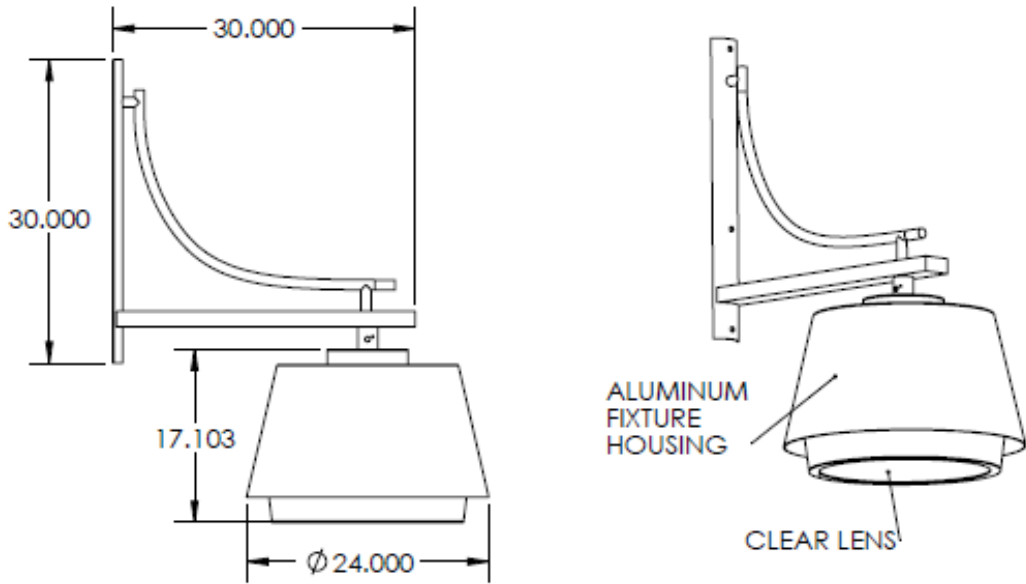
Std – Standard Offering

RUS- _____

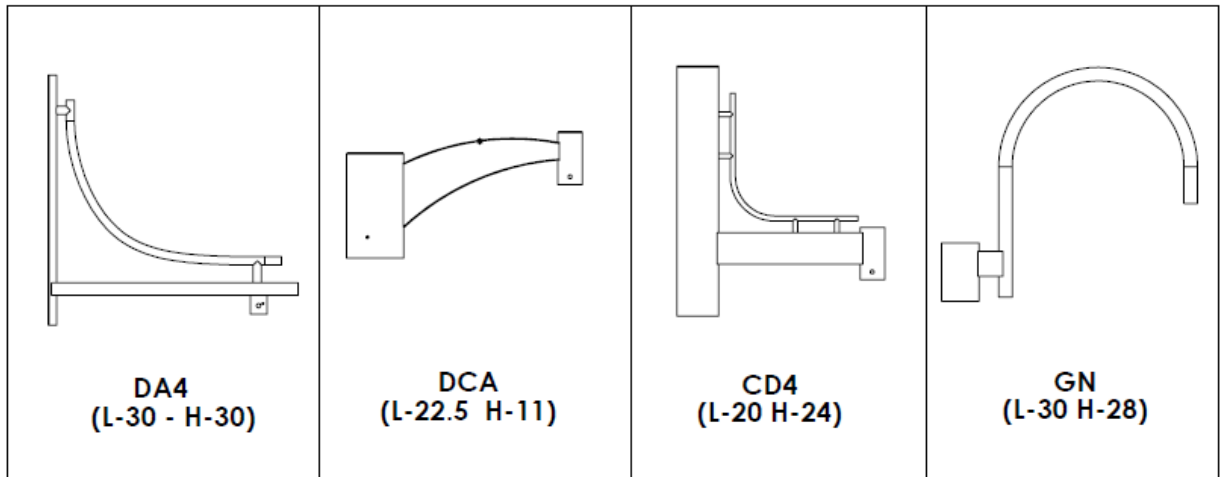
Customization Notes:

▶▶▶ Info on this spec sheet will change without notice as product development is an ongoing process.

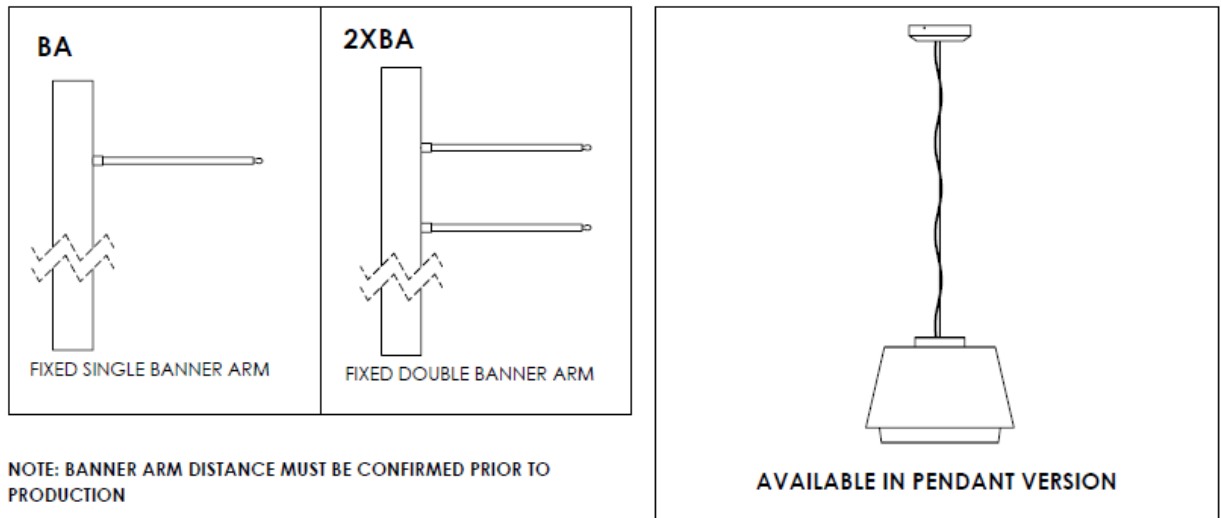
Dimensions & Mounting (measurements in inches; drawings are not to scale)



MOUNTING OPTIONS:



OPTIONS:



NOTE: BANNER ARM DISTANCE MUST BE CONFIRMED PRIOR TO PRODUCTION