

Date:

Type:

Project:



RONDO PENDANT & SURFACE MOUNT

Square luminaire with smooth corners emitting clean, wide illumination directly downwards. The light source is housed in 1/8" thick aluminum extrusion that is 4 inches high. Choose from several mounting options.

Name	Width (in inches)	Light Engine	Lumens*	Color Temp	Electrical			Mounting
RONDO	24"	24W LED (max)	3984	3000K	UNV	120-277V	4AC	four 48" aircraft cables with individual square canopies
	36"	36W LED (max)	5976	3500K	HLV	347-480V	4AC-SPD	four aircraft cables & spider mount connecting to hub
	48"	48W LED (max)	7968	4000K			4AC-TR	four aircraft cables converge to single square canopy
	60"	60W LED (max)	9960	5000K			4AC-SPD-P	combination of 4 aircraft cables, spider mount, & pendant stem
	72"	72W LED (max)	11952				P CM	sturdy pendant stem mounted flat on ceiling surface
Contact Solera for other wattages			Specify others			Contact Solera for other lengths		

Lens		Optics		Options			Finishes	
OAL	opal acrylic lens	D	down Light (Std)	DM	0-10V Dimming	BL	Black	
		UD	up and down Light	DM1	1% Dimming	WH	White	
				2CC	2 Circuit Wiring	SG	Silver Gray	
				SF	Single Fuse	BZ	Bronze	
				EM	Emergency Battery			
				RB	Remote Ballast/Driver	CC	Custom Color	
		RGBW	Programmable color changing LEDs	VINYL	Vinyl designs & prints also available			
Contact Solera for other lens types						See finishes brochure for custom		


*Lumens are based on wattage and 5000K CCT.
Std - standard

RONDO- _____

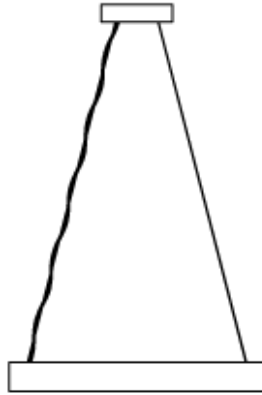
Customization Notes:

▶▶▶ Info on this spec sheet will change without notice as product development is an ongoing process.

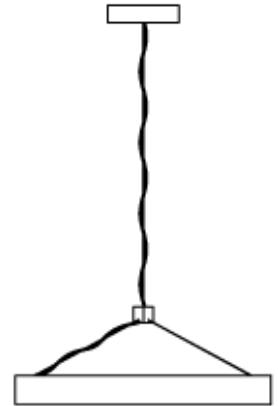
Mounting Options (measurements in inches; drawings are not to scale):



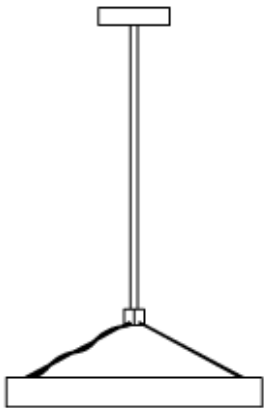
4AC



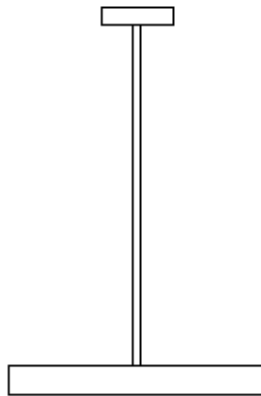
4AC-TR



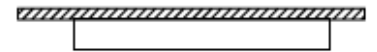
4AC-SPD



4AC-SPD-P



P



CM

Dimensions (in inches & drawings are not to scale):

