


Date:

Type:

Project:



### GLOBE PENDANT INDOOR ITL/ITC

Sleek spherical luminaire made with cast aluminum fitter. Opal acrylic globe is the standard lens. Designed for indoor application. Mount individually or in clusters; from sturdy stem or adjustable aircraft cables.

Name	Size	Lamping	Lumens*	Color Temp	Electrical			Mounting
GLOBE	12	12W LED	2112	3000K	UNV	120-277V	P36-CMB	36" sturdy stem from LED driver housing
	14	18W LED	3168	3500K	HLV	347-480V	AC48-CMB	48" aircraft cable from LED driver housing
	16	30W LED	5280	4000K			CL	Cluster from a single canopy
	18	48W LED	8448	5000K				
	20	60W LED	10560					
	22	72W LED	12672		Contact for custom			Contact for other mounting options

Lens		Light Pattern		Options			Finishes	
ITL	Opal acrylic lens (Std)	TY5	Type V distribution (Std)	LVR	Internal louvers, for ITC only	BL	Black	
ITC	Clear acrylic lens			RB	Remote driver	BZ	Bronze	
				DM	0-10V Dimming	WH	White	
				DL	Damp location	SG	Silver Grey	
				TP/TS	Tamperproof hardware & screws			
				SV	Swivel Canopy			
				ITL-P	Opal polycarbonate lens	BA4	Brushed Aluminum #4	
				ITC-P	Clear polycarbonate lens	CC	Custom Color	

Contact for other lens colors [See finishes info on website](#)

\*Lumens are based on Wattage, Type V Distribution, and 5000K CCT

\*Specific IES Files available upon request

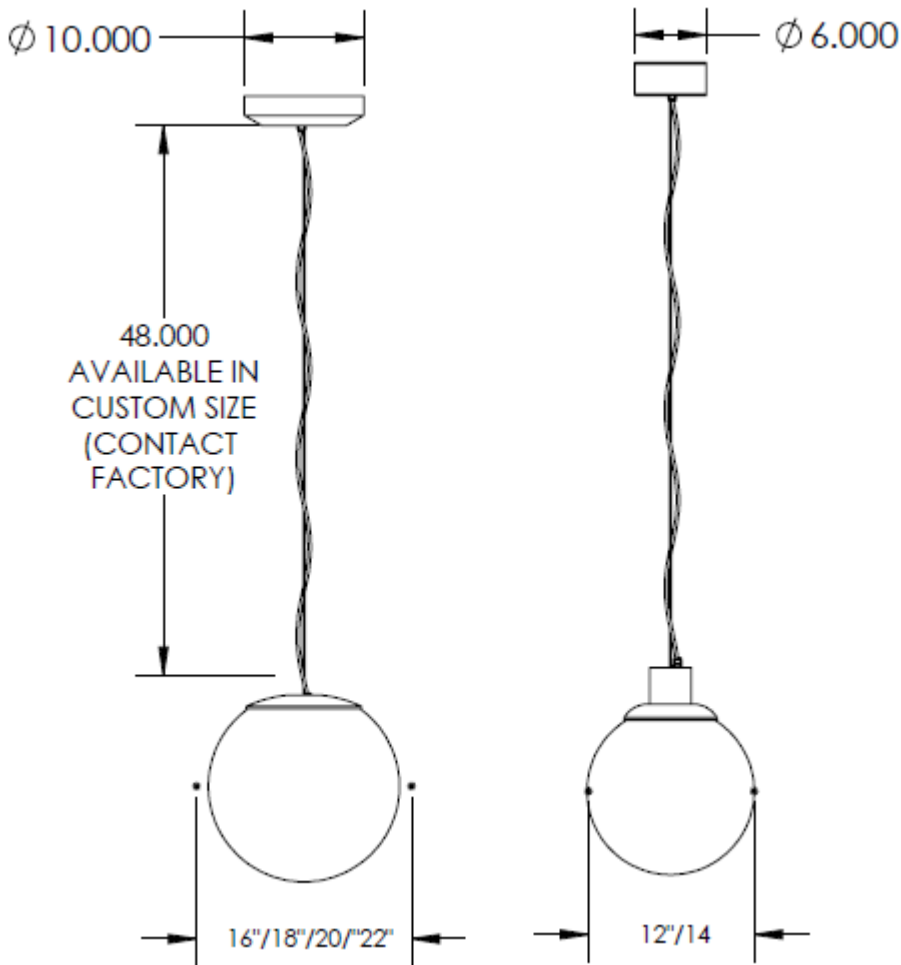
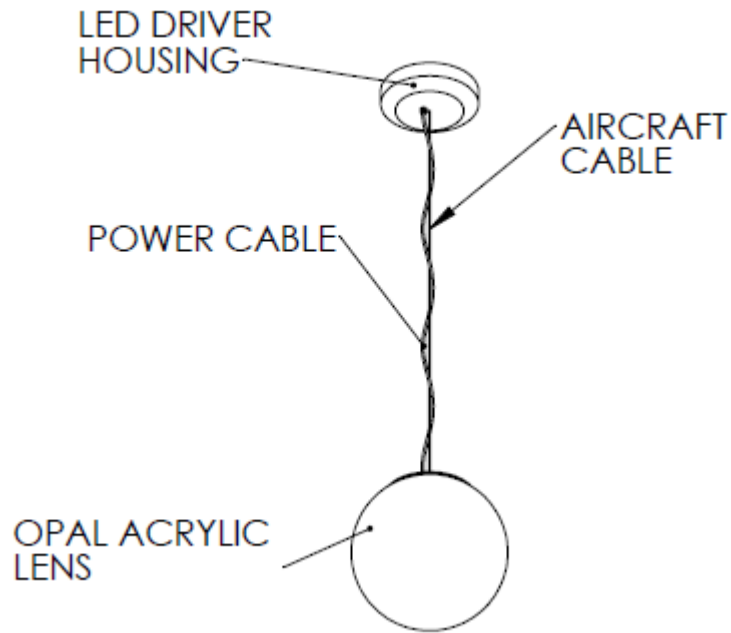
Std – Standard Offering

GLOBE- \_\_\_\_\_

**Customization Notes:**

→ Info on this spec sheet will change without notice as product development is an ongoing process.

**Dimensions & Mounting** (drawings are not to scale; all dimensions in inches)



**MOUNTING OPTIONS:**

