

Date: _____

Type: _____

Project: _____

EMBASSY PENDANT

Introducing EMBASSY. Our sleek, durable square luminaires. EMBASSY carries that unique housing design providing you with innovative, eye-catching choice for your indoor plan. These square lights have smooth, distinct, defined corners. Have a funky idea? Try doing color-changing RGBW lights. Try creating your very own laser cut design. You have the freedom to choose and be one of a kind.

Construction: The square luminaire housing is made from durable, lightweight aluminum extrusion with sharp, angled corners. All external hardware is crafted from stainless steel, ensuring excellent corrosion resistance. Contact Factory for your preferred housing design pattern.

Mounting: EMBASSY is suitable to mount over octagonal J-box. Mounted as a single pendant or in clusters. Also available as wall mount.

Lens: Comes with opal lens to highlight the precise, laser cut housing design adapted for the fixture housing. Silicone sealed for added durability.

Lamp: High power LEDs with 50,000 hrs. rated lamp life L70% lumen maintenance 3000K, 3500K, 4000K, 5000K color temperature CRI 80

Light distribution: Exudes an encompassing glow enhancing the attractive luminaire body. We offer an additional down light for the 6" EMBASSY fixture with maximum down light of 20 watts.

Driver: 60Hz, 120-277V / 347V electronic LED driver, thermally protected with low THD. 6kV native surge protection and 4kV EFT with ambient operating temperature -40°C to 55°C.

Options: 0-10V dimming, 1% dimming, remote driver, emergency driver, RGBW programmable color changing LEDs

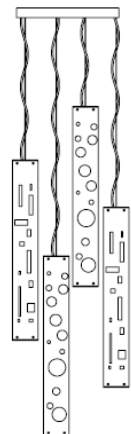
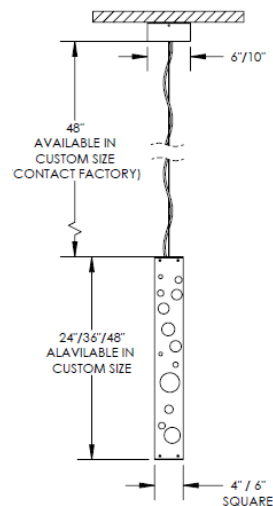
Finish: black, white, silver grey, bronze, custom color available upon request

Listing: complies with CSA & UL standards; label for indoor location

Warranty: 5-year limited warranty



EMBASSY:




CLUSTER

PATTERN OPTIONS:



PATTERN-1



PATTERN-2



PATTERN-3

--	--	--	--	--	--	--	--	--	--	--

Name	Height	Light Engine	Electrical	Housing Pattern	Color Temp	Mounting	Lens	Light Distribution	Options	Finish
EMBASSY-4	24"	20W	UNV	HP1	3000K	AC	OPL	EG (Std)	DM	BL
EMBASSY-6	36"	32W	HLV	HP2	3500K	CLU		EG+D (20W max, for EMBASSY-6 only)	DM1	BZ
	48"	44W		HP3	4000K	WM			RB	SG
					5000K	P			RGBW	WH
										CC
Custom height & housing patterns available										

Notes:

- 3000K – 156 lm/w, general
- 3500K – 159 lm/w, general
- 4000K – 164 lm/w, general
- 5000K – 166 lm/w, general
- UNV – Universal voltage (120-277V)
- HLV – 347V line voltage
- HP1 – Housing pattern 1, contact factory for custom design
- HP2 – Housing pattern 2, contact factory for custom design
- HP3 – Housing pattern 3, contact factory for custom design
- AC – Aircraft cable, 48" standard length, field-adjustable
- CLU – Cluster mounting, standard cluster of three fixtures (CLUX3), specify other cluster quantities
- WM – Wall mounted
- P – Sturdy pendant stem, 36" standard length, field-cutable
- OPL – Opal lens
- EG – Encompassing glow
- EG+D – Encompassing glow with down light, 20W maximum, for EMBASSY-6 only
- DM – 0-10V dimming
- DM1 – 1% dimming
- RB – Remote driver
- RGBW – Programmable, color changing LEDs
- BL – Minitex black
- BZ – Minitex bronze
- SG – Minitex silver grey
- WH – Minitex white
- CC – Custom color (confirm RAL No. prior to production)