




Date
Quote #
Project Name
Type



COM - Wall Recessed

Description:

COM is made of a cast aluminum face plate and a fabricated aluminum back box. Silicone sealed lens and fully gasketed connections for weather protection.

Name - Engine - Lumens - CCT - Electrical - Mounting - Lens - Pattern - Options - Finish

Name	Light Engine	Source Lumens _{(LED)(5000K)}	Color Temp	Electrical
COM	6W	1056	3000K	UNV 120-277V
			3500K	HLV 347-480V
			4000K	
			5000K	

Contact for custom

Contact for custom

Contact for custom

Mounting		Lens		Light Pattern		Options		Finishes	
R	Recessed in dry wall	OPL	Opal polycarbonate lens	FT	Forward throw	TP	Tamperproof hardware	Standard	
								BL	Black
RTC	Recessed in concrete	FG	Frosted lens			TS	Tamperproof screws	WH	White
		K12	Prismatic lens			EM	Emergency battery	SG	Silver Grey
						WL	Wet location	BZ	Bronze
						SF	Single fuse	Custom	
								CC	Custom Color
									See website for custom colors. Contact factory for physical samples.

- Lumens are based on max wattage & 5000K CCT
- IES files available upon request
- Std - Standard Offering

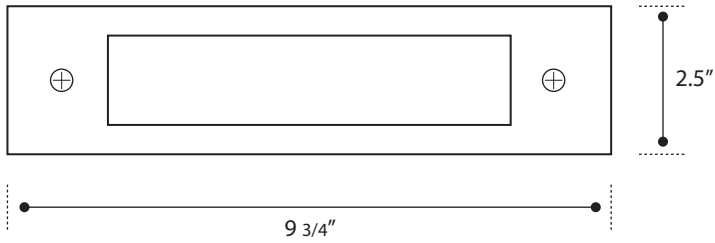




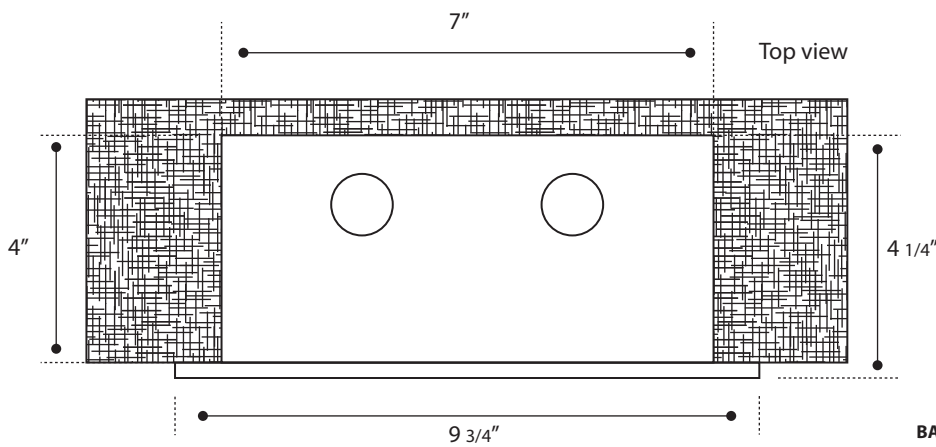
Dimensions & Mounting:

Please note that drawings are not to scale.

Front view



Top view



BACK BOX SIZE: 9.25" X 4.25" X 2"

Listing:

Complies to CSA and UL standards.

Polar Graph:

