


Date:

Type:

Project:

CLOUD PENDANT & SURFACE MOUNT

Square luminaire with sharp corners emitting a clean, soft glow. The opal lens encases the light source with illumination on all sides. Choose from a variety of pendant and surface mounting options.



Name	Depth (in inches)	Width (in inches)	Light Engine	Lumens*	Color Temp	Electrical			Mounting
CLOUD	4" (Std)	24	24W LED	4224	3000K	UNV	120-277V	4AC	four 48" aircraft cables with individual square canopies
	6" (Option)	36	36W LED	6336	3500K	HLV	347-480V	4AC-SPD	four aircraft cables & spider mount connecting to hub
		48	48W LED	8448	4000K			4AC-TR	four aircraft cables converge to single square canopy
		60	60W LED	10560	5000K			4AC-SPD-P	combination of 4 aircraft cables, spider mount, & pendant stem
		72	72W LED	12672				CM WM	ceiling surface mount wall mount
Contact Solera for other wattages				Specify other			Contact Solera for other lengths		

Lens		Optics		Options			Finishes	
OAL	Opal Acrylic Lens	D	Down Light (Std)	DM	0-10V Dimming	BL	Black	
		UD	Up and Down Light	DM1	1% Dimming	WH	White	
				2CC	2 Circuit Wiring	SG	Silver Gray	
				SF	Single Fuse	BZ	Bronze	
				EM	Emergency Battery			
				RB	Remote Ballast/Driver	CC	Custom Color	
				RGBW	Programmable color changing LEDs	VINYL	Vinyl designs & prints also available	
Contact Solera for other lens types						See finishes brochure for custom		


*Lumens are based on wattage and 5000K CCT.
Std - standard

CLOUD- _____

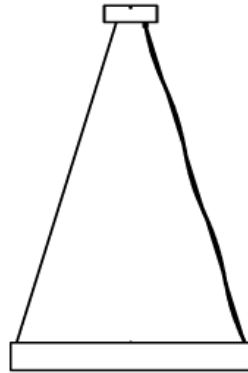
Customization Notes:

▶▶▶ Info on this spec sheet will change without notice as product development is an ongoing process.

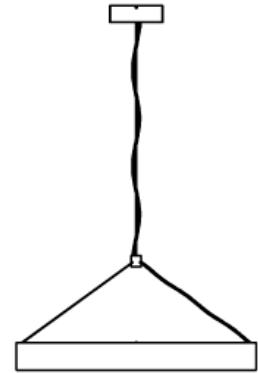
Mounting Options (measurements in inches; drawings are not to scale):



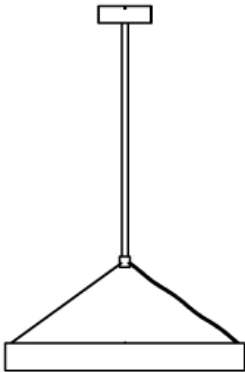
4AC



4AC-TR



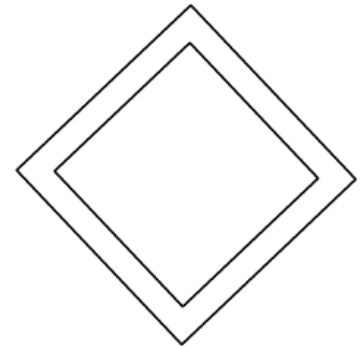
4AC-SPD



4AC-SPD-P



CM



WM

Dimensions (in inches & drawings are not to scale):

