



Date
Quote #
Project Name
Type



## BC - Pendant

### Description:

Construction consists of a cast aluminum dome bottom and spun aluminum hood. Available in 3 variations:

- BC-1: With decorative hood
- BC-2: With flat hood
- BC-3: With flat perforated hood

Name	Engine	Lumens	CCT	Electrical	Mounting	Lens	Pattern	Options	Finish

Name	Light Engine	Source Lumens <sub>(LED)(5000K)</sub>	Color Temp	Electrical
BC-1	45W LED (Max)	6585	2700K	UNV 120-277V
BC-2	32PLT		3000K	HLV 347-480V
BC-3	100 MH		3500K	TT Tri-Tap(HID)
For better illustration on variations see {page 2}			4000K	MT Multi-Tap(HID)
			5000K	

Mounting		Lens		Light Pattern		Options		Finishes	
AC48	48" aircraft cable (Std)	CG	Clear lens (Std)	D	Down light (Std)	DM	0-10V dimming	Standard	
P48	48" pendant stem	K12	Prismatic lens			DM1	1% dimming	BL	Black
CM	Ceiling mount					SF	Single fuse	WH	White
						EM	Emergency battery	SG	Silver Grey
						AEL	Quartz restrike	BZ	Bronze
								Custom	
								CC	Custom Color
								See website for custom colors. Contact factory for physical samples.	

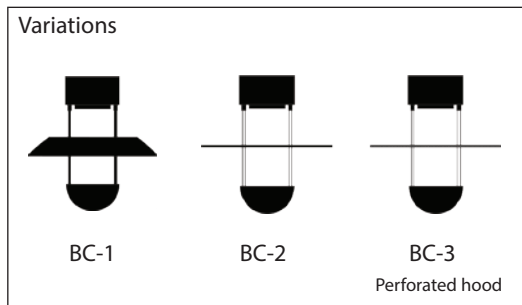
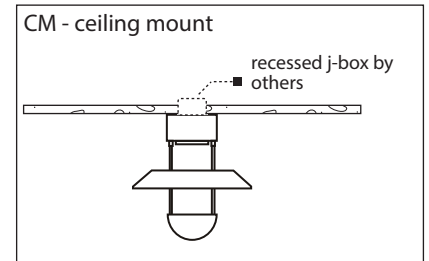
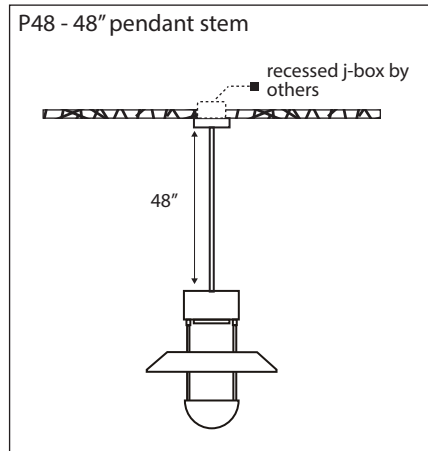
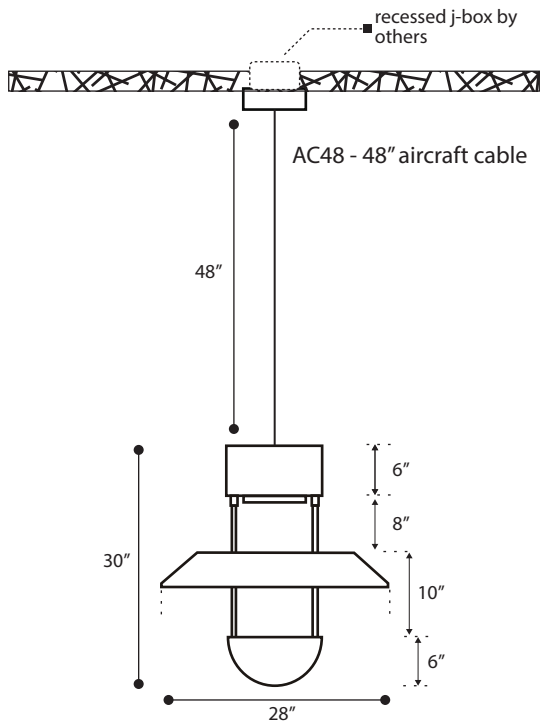
- Lumens are based on max wattage & 5000K CCT
- IES files available upon request
- Std - Standard Offering





## Dimensions & Mounting:

Please note that drawings are not to scale.



## Listing:

Complies to CSA and UL standards.

## Polar Graph:

