



Date
Quote #
Project Name
Type



AURORA - Ceiling Mount

Description:

Cast aluminum frame with an opal polycarbonate lens and glow band. Regressed stainless steel allen screws are standard.

Name - Engine - Lumens - CCT - Electrical - Mounting - Lens - Pattern - Options - Finish

Name	Light Engine	Source Lumens _{(LED)(5000K)}	Color Temp	Electrical
AURORA	20W LED (Max)	3520	2700K	UNV 120-277V
			3000K	HLV 347-480V
			3500K	TT Tri-Tap(HID)
			4000K	MT Multi-Tap(HID)
			5000K	
	Contact for custom	Contact for custom	Contact for custom	

Mounting		Lens		Light Pattern		Options		Finishes			
CM	Ceiling mount	OPL	Opal Polycarbonate Lens (Std)	DS	Down & side light (Std)	DM	0-10V dimming	Standard			
WM	Wall mount			D	Down light	WL	Wet location	BL	Black		
						S	Side light	MAL	Mesh around lens	WH	White
								SF	Single fuse	SG	Silver Grey
						MOD	Modified height	BZ	Bronze		
						RGBW	Programmable color changing LEDs	Custom			
								CC	Custom Color		
									See website for custom colors. Contact factory for physical samples.		

- Lumens are based on max wattage & 5000K CCT
- IES files available upon request
- Std - Standard Offering



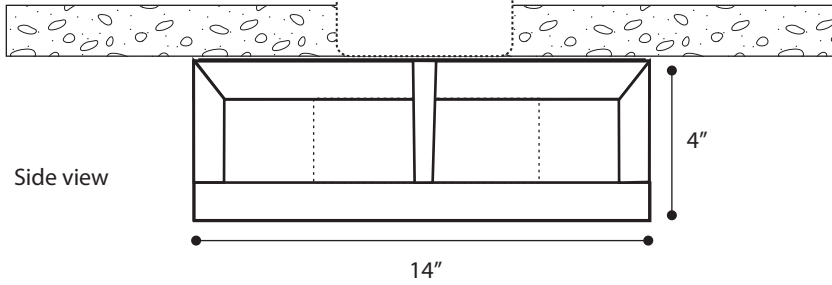


Dimensions & Mounting:

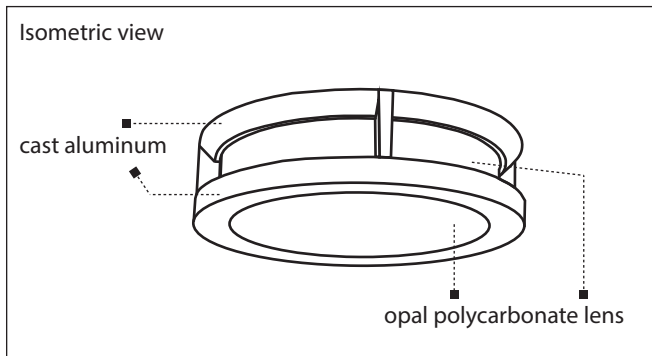
Please note that drawings are not to scale.

CM - ceiling mount

recessed j-box by others



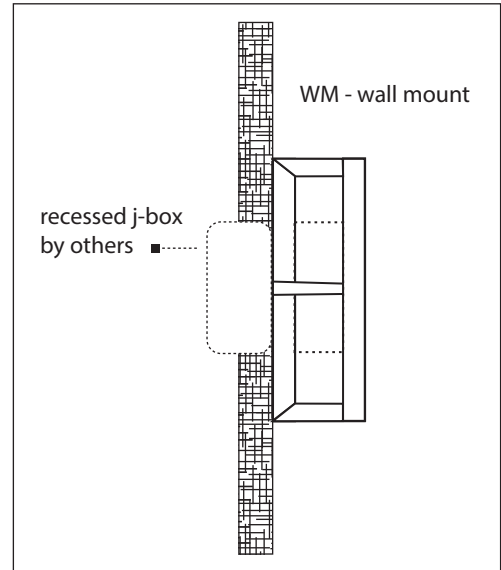
Side view



Isometric view

cast aluminum

opal polycarbonate lens



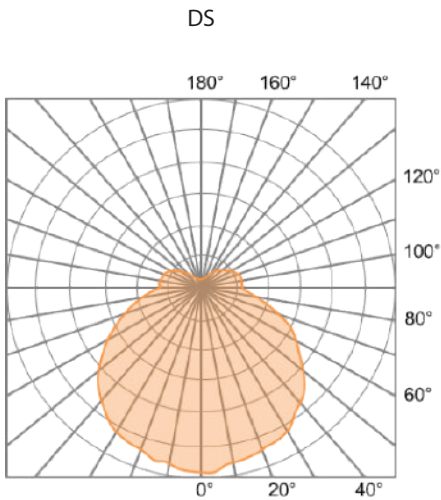
WM - wall mount

recessed j-box by others

Listing:

Complies to CSA and UL standards.

Polar Graph:



DS

180° 160° 140°

120°

100°

80°

60°

0° 20° 40°

