




Date
Quote #
Project Name
Type



ZORO - Wall Mount

Description:

ZORO sports a sleek-curved design. Constructed of fabricated aluminum. Lens is silicone sealed and connections are fully gasketed for weather protection. All external hardware is stainless steel.

Name - Engine - Lumens - CCT - Electrical - Mounting - Lens - Pattern - Options - Finish

Name	Light Engine	Source Lumens _{(LED)(5000K)}	Color Temp	Electrical
ZORO	12 LED (Max)	2112	3000K	UNV 120-277V
			3500K	HLV 347-480V
			4000K	
			5000K	

Contact for custom

Contact for custom

Contact for custom

Mounting		Lens		Light Pattern		Options		Finishes	
WM	Wall mount	OPL	Opal polycarbonate lens	S	Side light	DM	0-10V dimming	Standard	
						DM1	1% dimming	BL	Black
						WL	Wet location	WH	White
						SF	Single fuse	SG	Silver Grey
						TS	Tamperproof screws	BZ	Bronze
						TP	Tamperproof hardware	Custom	
								CC	Custom Color
									See website for custom colors. Contact factory for physical samples.

- Lumens are based on max wattage & 5000K CCT
- IES files available upon request
- Std - Standard Offering

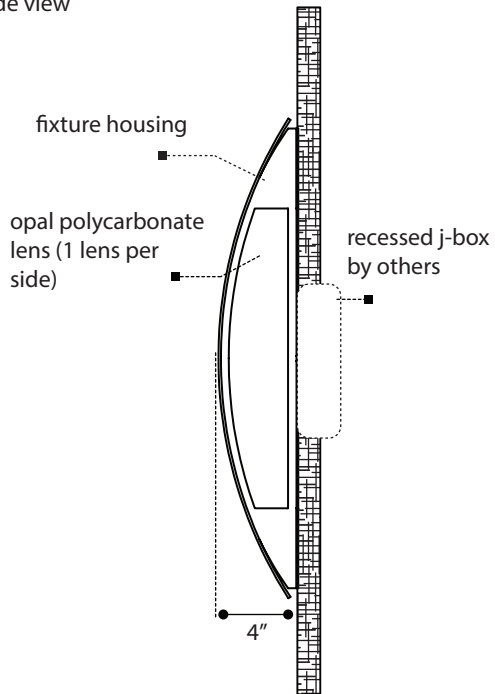




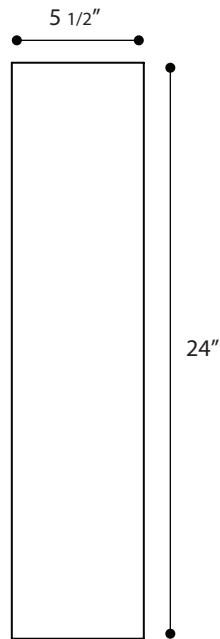
Dimensions & Mounting:

Please note that drawings are not to scale.

Side view



Front view



Listing:

Complies to CSA and UL standards.

Polar Graph:

