



Date
Quote #
Project Name
Type



## SMRF- Wall Mount

### Description:

Die cast aluminum housing with full face design. All external hardware is stainless-steel.

Name  - Size  - Engine  - Lumens  - CCT  - Electrical  - Mounting  - Lens  - Pattern  - Options  - Finish

Name	Light Engine	Source Lumens <sub>(LED)(5000K)</sub>	Color Temp	Electrical
SMRF	24 LED (Max)	3120	3000K	UNV 120-277V
	50 MH		3500K	HLV 347-480V
	50 HPS		4000K	TT Tri-Tap(HID)
			5000K	MT Multi-Tap(HID)
	CFL57			
	<i>Contact for custom</i>	<i>Contact for custom</i>	<i>Contact for custom</i>	

Mounting	Lens	Light Pattern	Options	Finishes
WM Wall mount	FG Frosted glass lens (Std)	F Front light	PC Button photocell	BL Black
RTC Recessed in concrete	OPL Opal polycarbonate lens		SF Single fuse	WH White
			TP Tamperproof hardware	SG Silver Grey
			TS Tamperproof screws	BZ Bronze
			WL Wet location	CC Custom Color
			ELB Electronic HID ballast	See website for custom colors. Contact factory for physical samples.
			CAG Cast aluminum guard	
			DB Deeper back box	

- Lumens are based on max wattage & 5000K CCT
- IES files available upon request
- Std - Standard Offering

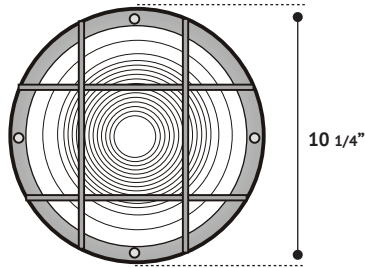




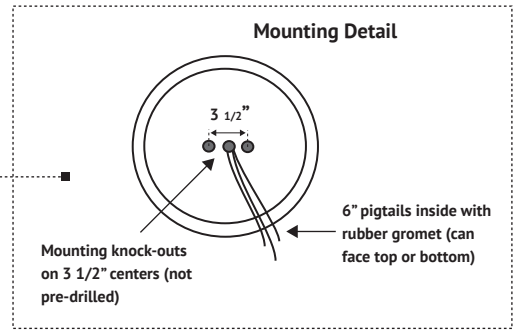
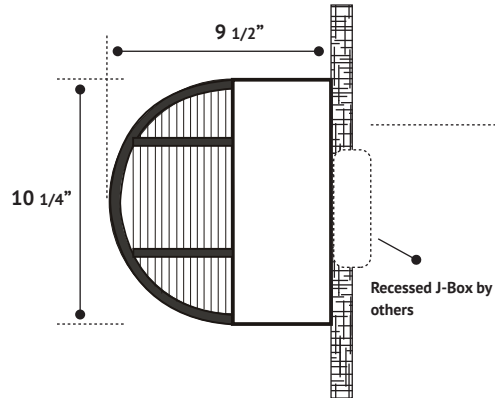
**Dimensions & Mounting:**

Please note that drawings are not to scale.

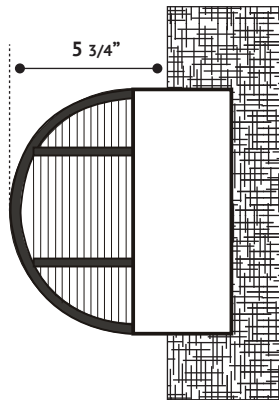
**Front view**



**WM - wall mount**



**RTC - Recessed in concrete**



**Listing:**

Complies to CSA and UL standards.

**Polar Graph:**

