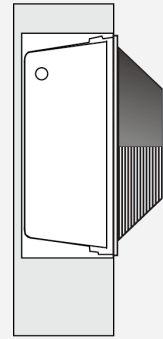




Date:
Type:
Project:



SFPW - RECESSED

DESCRIPTION:

Die cast aluminum construction, lens is secured to housing with stainless steel hardware.

Name	Lamping	Lumens	Color Temp	Electrical		Mounting	
SFPW	48 LED (Max)	6240	3000K	UNV	120-277V	R	Recessed in dry wall
	70HPS		4000K	HLV	347-480V	RTC	Recessed in concrete
	70MH		5000K	TT	Tri-Tap (HID)		
	CFL42			MT	Multi-Tap (HID)		
	*Contact for other wattages	*Contact for custom	*Specify other				

Lens		Light Pattern		Options		Finishes	
LPL	Linear Prism Lens (Std)	FT	Forward Throw	TP	Tamperproof Hardware	BL	Black
FG	Frosted Glass Lens			SF	Single Fuse	WH	White
				WG	Wire Guard	SG	Silver Grey
						BZ	Bronze
							*See finishes brochure for custom

✦ Lumens are based on Max Wattage and 5000K CCT

Std - Standard Offering

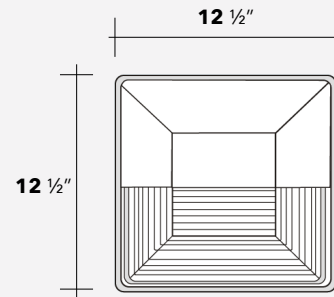
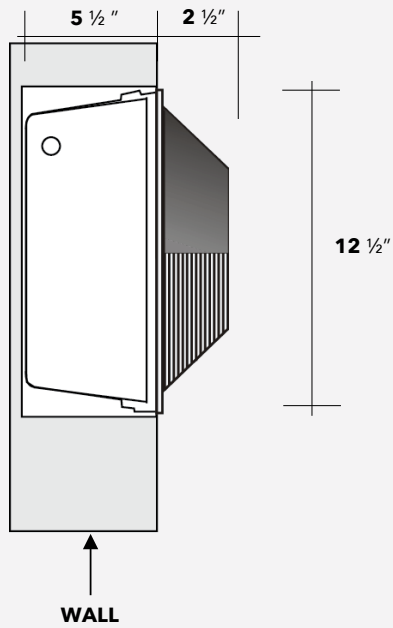
SFPW- _____

Customization Notes:

▶▶▶ Info on this spec sheet will change without notice as product development is an ongoing process.



Dimensions & Mounting (drawings are not to scale)



Polar Graph

