



Date:
Type:
Project:



SFPC - CEILING MOUNT

DESCRIPTION:

Die cast aluminum construction, lens is secured to housing with stainless steel hardware.

Name	Lamping	Lumens	Color Temp	Electrical		Mounting	
SPFC	48 LED (Max)	5695	3000K	UNV	120-277V	CM	Ceiling Mount
	150HPS		4000K	HLV	347-480V		
	175MH		5000K	TT	Tri-Tap (HID)		
	2PLT57			MT	Multi-Tap (HID)		
	*Contact for other wattages	*Contact for custom	*Specify other				

Lens		Light Pattern		Options		Finishes	
PR	Prismatic Lens (K12) (Std)	D	Down Light	TP	Tamperproof Hardware	BL	Black
FG	Frosted Glass Lens			PC	Button Photocell	WH	White
LPL	Linear Prismatic Lens			SF	Single Fuse	SG	Silver Grey
				WG	Wire Guard	BZ	Bronze
				DM	0-10V Dimming		
				DM1	1% Dimming		
						*See finishes brochure for custom	

✦ Lumens are based on Max Wattage and 5000K CCT

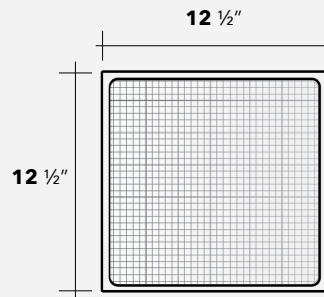
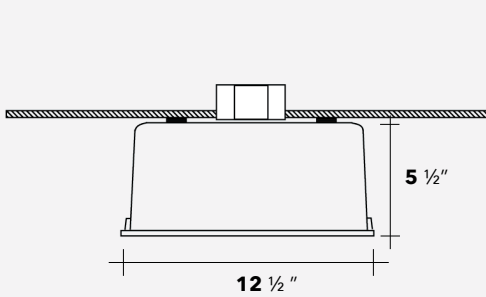
Std - Standard Offering

SFPC- _____ - _____ - _____ - _____ - _____ - _____ - _____ - _____

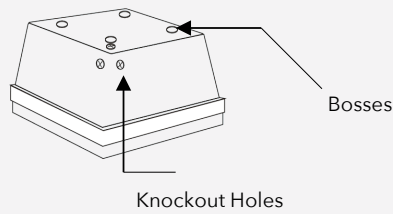
Customization Notes:

▶▶▶ Info on this spec sheet will change without notice as product development is an ongoing process.

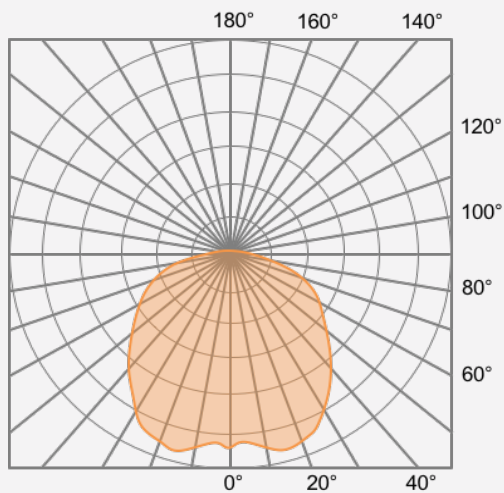
Dimensions & Mounting (drawings are not to scale)



Shown with K12 Lens



Polar Graph



Down Light