

<b>Date:</b>
<b>Type:</b>
<b>Project:</b>



**SELS - CEILING RECESSED**

**DESCRIPTION:**

Lens is permanently sealed to a hinged frame and gasketed to the body. Driver/Ballast component is isolated for cool operation.

Name	Lamping		Lumens	Color Temp		Electrical		Mounting	
SELS - S	SELS-S	60 LED (Max) 150HPS 175MH	7803	3000K	UNV	120-277V	R	Recessed in Solid Ceiling	
SELS - M				4000K	HLV	347-480V	RT	Recessed in T-Bar Ceiling	
				5000K	TT	Tri-Tap (HID)			
	SELS-M	180 LED (Max) 250HPS 400MH	19819		MT	Multi-Tap (HID)			
*Contact for other wattages			*Contact for custom	*Specify other					

Lens		Light Pattern		Options		Finishes		
PG	Prismatic Glass Lens (Std)	D	Down Light	DM	0-10V Dimming	BL	Black	
CG	Clear Glass Lens			EM	Emergency Battery	WH	White	
DR	Drop Down Prismatic Lens					SG	Silver Grey	
						BZ	Bronze	
							*See finishes info on website	

✦ Lumens are based on Max Wattage and 5000K CCT

Std - Standard Offering

SELS- \_\_\_\_\_ - \_\_\_\_\_ - \_\_\_\_\_ - \_\_\_\_\_ - \_\_\_\_\_ - \_\_\_\_\_ - \_\_\_\_\_ - \_\_\_\_\_

**Customization Notes:**

---



---

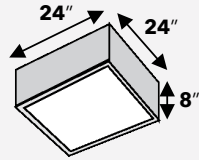


---

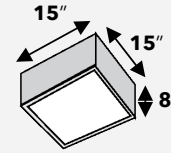
\*\*\* Info on this spec sheet will change without notice as product development is an ongoing process.



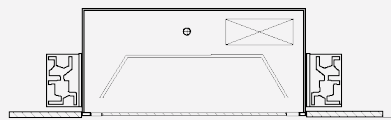
### Dimensions & Mounting (drawings are not to scale)



SELS - M



SELS - S



Ceiling Recessed

### Polar Graph

