



Date:
Type:
Project:

SCSD - POLE MOUNT

DESCRIPTION:

Constructed of aluminum material for durability. Door assembly is hinged to the housing for easy access to inside the luminaire.

Name	Lamping	Lumens ▼	Color Temp	Electrical		Mounting	
SCSD	288W LED (Max)	31436	3000K	UNV	120-277V	SPD	Spider pole mount
	400 HPS		4000K	HLV	347-480V	ER3	Pole arm for round or square pole
	400 MH		5000K	TT	Tri-Tap (HID)		
				MT	Multi-Tap (HID)		
	*Contact Solera for other Wattages	*Contact for custom	*Specify other				*Contact Solera for other lengths

Lens		Light Pattern		Options		Finishes	
CPL	Clear Polycarbonate Lens	TY5	Type V (Std)	PC	Button Photocell	BL	Black
		TY2	Type II	PCR	Photocell Receptacle	WH	White
		TY3	Type III	SF	Single Fuse	SG	Silver Grey
		TY4	Type IV	DF	Double Fuse	BZ	Bronze
							*See finishes brochure for custom

✦ Lumens are based on Max Wattage and 5000K CCT

▼ Lumens are for Type V distribution, contact for other spread patterns


Std - Standard Offering

SCSD - _____

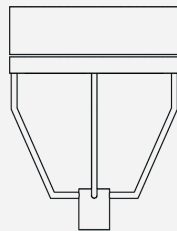
Customization Notes:

→ Info on this spec sheet will change without notice as product development is an ongoing process.

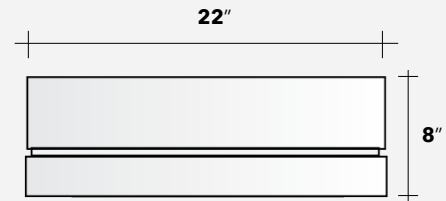
Dimensions & Mounting (drawings are not to scale)



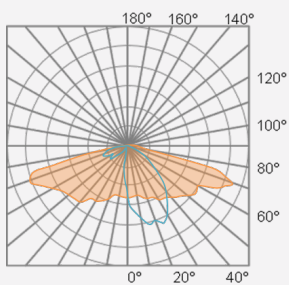
ER3



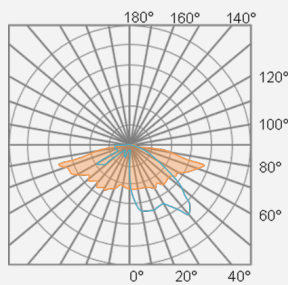
SPD



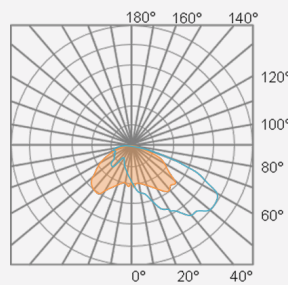
Polar Graph



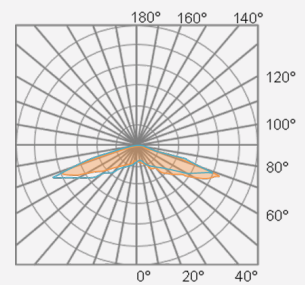
TYPE II



TYPE III



TYPE IV



TYPE V