




Date
Quote #
Project Name
Type



## RSQ-10 - Ceiling Recessed

### Description:

Fabricated aluminum housing with a drop prismatic glass lens. Galvanized steel mounting pan and junction box with snap on covers suitable for through wiring.

Name  - Engine  - Lumens  - CCT  - Electrical  - Mounting  - Lens  - Pattern  - Options  - Finish

Name	Light Engine	Source Lumens <sub>(LED)(5000K)</sub>	Color Temp	Electrical
RSQ-10	60 LED (Max)	8166	2700K	UNV 120-277V
	100MH		3000K	HLV 347-480V
	2PLT42		3500K	TT Tri-Tap(HID)
			4000K	MT Multi-Tap(HID)
			5000K	

Contact for custom

Contact for custom

Contact for custom

Mounting	Lens	Light Pattern	Options	Finishes
RT Recessed in T-Bar ceiling (Non-IC)	PR Prismatic lens (K12) (Std)	D Down light	TP Tamperproof hardware	Standard
R Recessed in solid ceiling (Non-IC)	PG Prismatic glass lens		TS Tamperproof screws	BL Black
			SF Single fuse	WH White
			AEL Quartz restrike (relay)	SG Silver Grey
			EM Emergency battery	BZ Bronze
				Custom
	CC Custom Color	See website for custom colors. Contact factory for physical samples.		

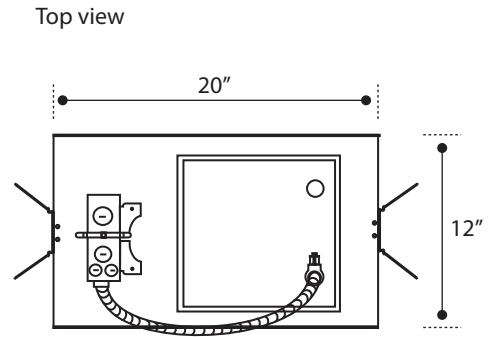
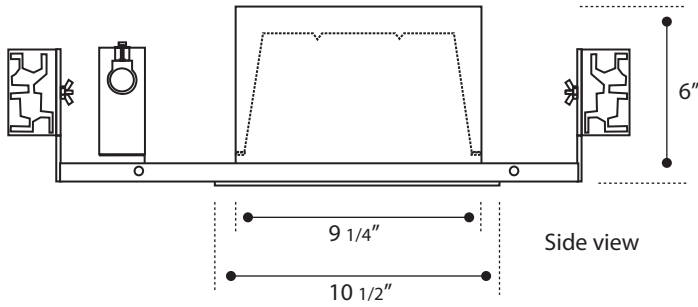
- Lumens are based on max wattage & 5000K CCT
- IES files available upon request
- Std - Standard Offering



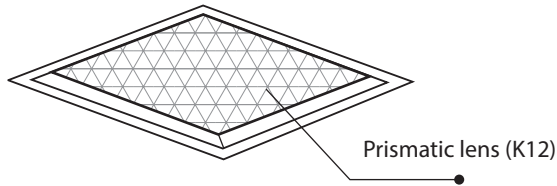


**Dimensions & Mounting:**

Please note that drawings are not to scale.



ISO View



**Listing:**

Complies to CSA and UL standards.

**Polar Graph:**

