




CUSTOM ARCHITECTURAL LIGHTING • 1610 SISMET ROAD, MISSISSAUGA ON, L4W 1R4

Date:
Type:
Project:



RSQ 10 - CEILING RECESSED

DESCRIPTION:

Corrosion resistant aluminum housing with weatherproof silicone gasket. Impact resistant glass lens. Stainless steel external hardware supplied as required.

Name	Lamping	Source Lumens	Color Temp	Electrical		Mounting	
RSQ 10	60 LED (Max)	8166	3000K	UNV	120-277V	R	Recessed Dry Ceiling
	100MH		4000K	HLV	347-480V	RT	Recessed in T-Bar ceiling
	2PLT42		5000K				
	*Contact for other wattages	*Contact for custom	*Specify other				

Lens		Light Pattern		Options		Finishes	
PR	Prismatic Lens (K12) (Std)	D	Down Light	TP	Tamperproof Hardware	BL	Black
PG	Prismatic Glass Lens			TS	Tamperproof Screwdriver	WH	White
CG	Clear Glass Lens			SF	Single Fuse	SG	Silver Grey
OPL	Opal Polycarbonate Lens			AEL	Quartz Restrike (relay)	BZ	Bronze
				EM	Emergency Battery		
						*See finishes info on website	

✦ Lumens are based on Max Wattage and 5000K CCT

Std - Standard Offering

IES files available upon request

RSQ 10 - _____

Customization Notes:

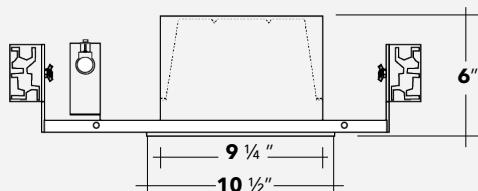
>>> Info on this spec sheet will change without notice as product development is an ongoing process.

TOLL FREE: 1.877.765.4457 • FAX: 905.457.1115 • WWW.SOLERACORP.COM

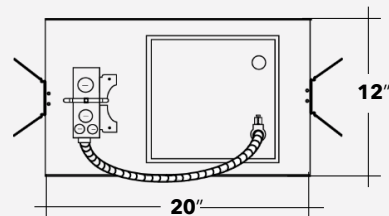


CUSTOM ARCHITECTURAL LIGHTING • 1610 SISMET ROAD, MISSISSAUGA ON, L4W 1R4

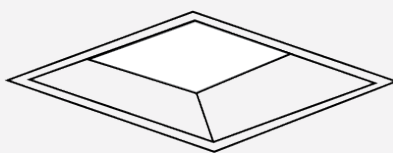
Dimensions & Mounting (drawings are not to scale)



Side View

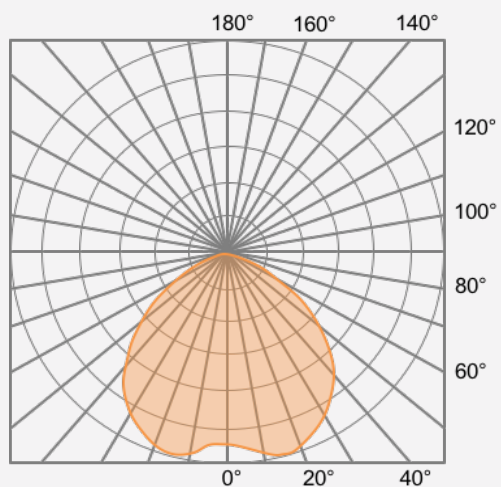


Top View



Bottom View

Polar Graph



Down Light