



Date
Quote #
Project Name
Type



MRG - Wall Mount

Description:

Die cast aluminum housing with (3) vertical bars and (1) horizontal bar. All external hardware is made of stainless-steel.

Name	Engine	Lumens	CCT	Electrical	Mounting	Lens	Pattern	Options	Finish
<input type="text"/>	- <input type="text"/>	- <input type="text"/>	- <input type="text"/>	- <input type="text"/>	- <input type="text"/>	- <input type="text"/>	- <input type="text"/>	- <input type="text"/>	- <input type="text"/>

Name	Light Engine	Source Lumens	Color Temp	Electrical
MRG-M	M	30 LED (Max) 50 MH	3000K	UNV 120-277V
MRG-L	L	2CFL26 48 LED (Max) 100 MH PLT57	3500K 4000K 5000K	HLV 347-480V TT Tri-Tap(HID) MT Multi-Tap(HID)
Contact for custom		Contact for custom	Contact for custom	

Mounting	Lens	Light Pattern	Options	Finishes
WM Wall mount	OPL Opal polycarbonate lens (Std)	F Front light	PC Button photocell	BL Black
	PG Prismatic glass lens		SF Single fuse	WH White
	FG Frosted glass lens		TP Tamperproof hardware	SG Silver Grey
			TS Tamperproof screws	BZ Bronze
			WL Wet location	CC Custom Color
				See website for custom colors. Contact factory for physical samples.

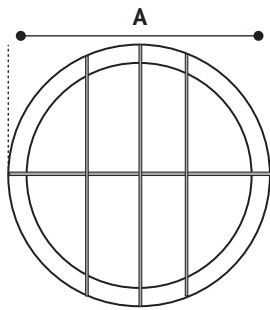
- Lumens are based on max wattage & 5000K CCT
- IES files available upon request
- Std - Standard Offering



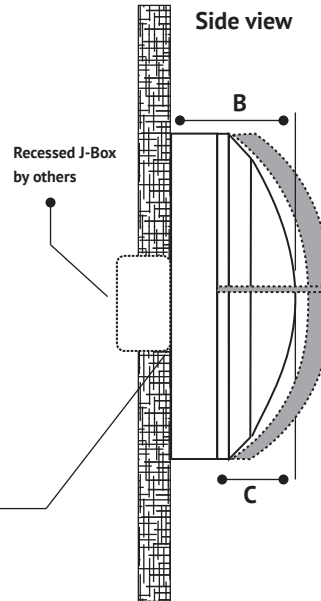
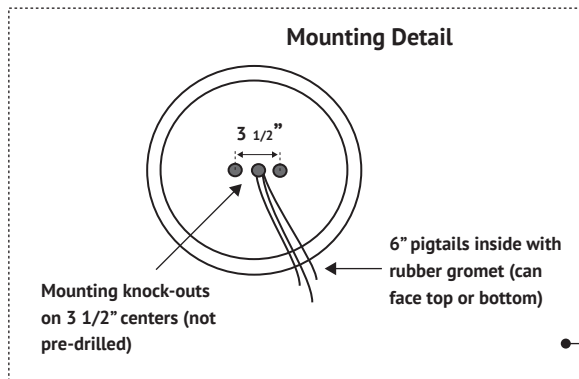
Dimensions & Mounting:

Please note that drawings are not to scale.

Front view



	A	B	C
MRG-M	10 1/2"	4"	4"
MRG-L	14"	5"	4"



Listing:

Complies to CSA and UL standards.

Polar Graph:

