




Date
Quote #
Project Name
Type



MRG - Wall Mount

Description:

Die cast aluminum housing with (3) vertical bars and (1) horizontal bar. All external hardware is made of stainless-steel.

Name	Engine	Lumens	CCT	Electrical	Mounting	Lens	Pattern	Options	Finish
<input type="text"/>	<input type="text"/>	<input type="text"/>	<input type="text"/>	<input type="text"/>	<input type="text"/>	<input type="text"/>	<input type="text"/>	<input type="text"/>	<input type="text"/>

Name	Light Engine	Source Lumens _{(LED)(5000K)}	Color Temp	Electrical
MRG-M	M 30 LED (Max) 50 MH	3900	3000K	UNV 120-277V
MRG-L	L 48 LED (Max) 100 MH PLT57	6240	3500K 4000K 5000K	HLV 347-480V TT Tri-Tap(HID) MT Multi-Tap(HID)
	Contact for custom	Contact for custom	Contact for custom	

Mounting	Lens	Light Pattern	Options	Finishes
WM Wall mount	OPL Opal polycarbonate lens (Std)	F Front light	PC Button photocell	Standard
	PG Prismatic glass lens		SF Single fuse	BL Black
	FG Frosted glass lens		TP Tamperproof hardware	WH White
			TS Tamperproof screws	SG Silver Grey
			WL Wet location	BZ Bronze
				Custom
				CC Custom Color
				See website for custom colors. Contact factory for physical samples.

- Lumens are based on max wattage & 5000K CCT
- IES files available upon request
- Std - Standard Offering

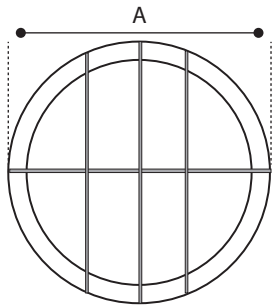




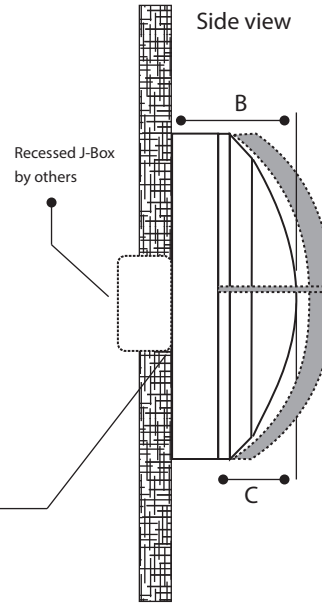
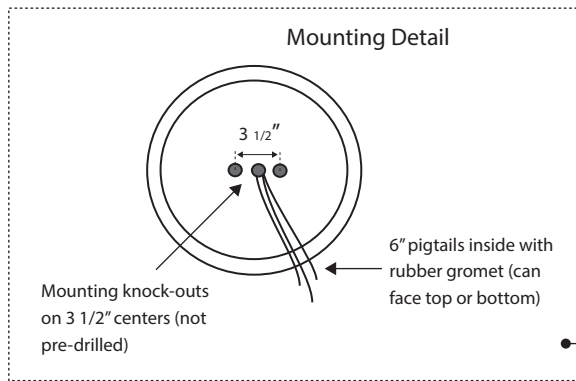
Dimensions & Mounting:

Please note that drawings are not to scale.

Front view



	A	B	C
MRG-M	10 1/2"	4"	4"
MRG-L	14"	5"	4"



Listing:

Complies to CSA and UL standards.

Polar Graph:

