




Date:
Type:
Project:



ING 625 - IN GROUND RECESSED

DESCRIPTION:

Multi-piece arrangement consists of a fabricated aluminum housing and a polypropylene recessed j-box and stainless steel trim.

Name	Lamping	Lumens	Color Temp	Electrical		Mounting	
ING 625	24W LED (Max)	3264	3000K	UNV	120-277V	IR	In-ground recessed
			4000K	HLV	347-480V		
			5000K				
	* Contact for other wattages	*Contact for custom	*Specify other				

Lens		Light Pattern		Options		Finishes		
FG	Frosted Glass Lens	NB	Narrow Bean	WG	Wire Guard	BL	Black	
PG	Prismatic Glass Lens	MB	Medium Beam	TP	Tamper proof hardware	WH	White	
		WB	Wide Beam	TS	Tamper proof screwdriver	SG	Silver Grey	
				EM	Emergency Battery	BZ	Bronze	
				GS	Glare Shield			
				IP67	Rated Enclosure			
				RB	Remote Driver/Ballast			
							*See finishes info on website	

✦ Lumens are based on Max Wattage and 5000K CCT

Std - Standard Offering

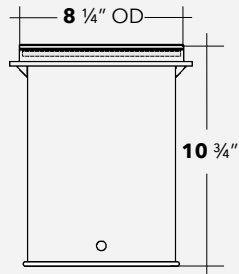
ING 625- _____

Customization Notes:


▶▶▶ Info on this spec sheet will change without notice as product development is an ongoing process.



Dimensions & Mounting (drawings are not to scale)

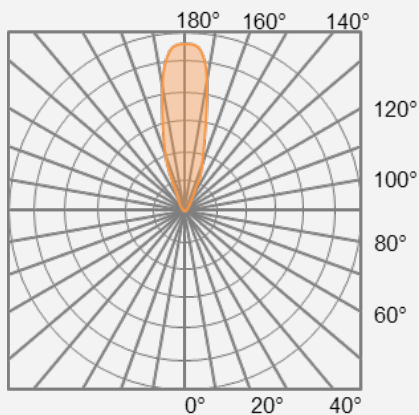


ISO VIEW

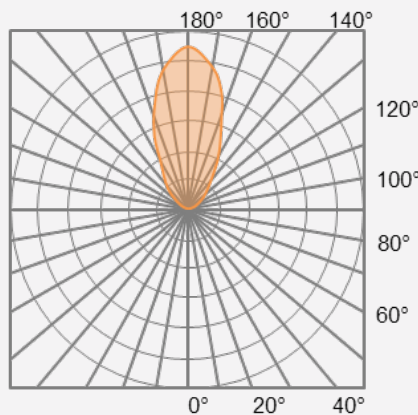


Polar Graph

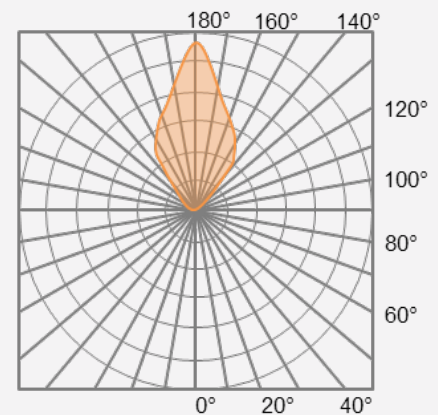
Narrow Beam




Medium Beam



Wide Beam



Date:
Type:
Project:



ING 626 - IN GROUND RECESSED

DESCRIPTION:

It's multi-piece arrangement consists of a fabricated aluminum housing and a polypropylene recessed j-box and stainless steel trim.

Name	Lamping	Lumens	Color Temp	Electrical		Mounting	
ING 626	40W LED (Max)	5859	3000K	UNV	120-277V	IR	In-ground recessed
			4000K	HLV	347-480V		
			5000K				
	*Contact for other wattages	*Contact for custom	*Specify other				

Lens		Light Pattern		Options		Finishes		
FG	Frosted Glass Lens	NB	Narrow Bean	WG	Wire Guard	BL	Black	
PG	Prismatic Glass Lens	MB	Medium Beam	TP	Tamper proof hardware	WH	White	
		WB	Wide Beam	TS	Tamper proof screwdriver	SG	Silver Grey	
				EM	Emergency Battery	BZ	Bronze	
				GS	Glare Shield			
				IP67	Rated Enclosure			
				RB	Remote Driver/Ballast			
							*See finishes info on website	

✦ Lumens are based on Max Wattage and 5000K CCT

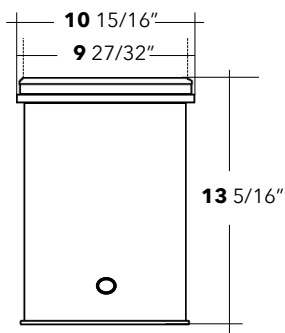
Std - Standard Offering

ING 626- _____

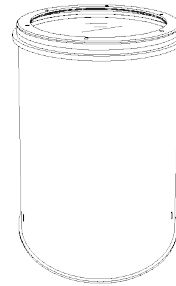
Customization Notes:

▶▶▶ Info on this spec sheet will change without notice as product development is an ongoing process.

Dimensions & Mounting (drawings are not to scale)

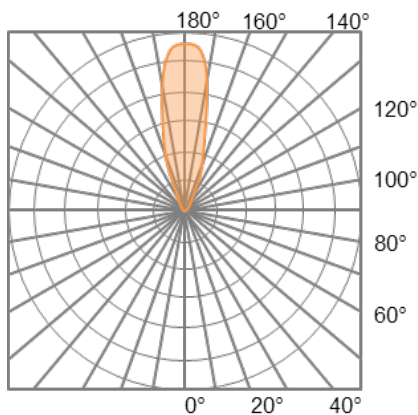


Iso View

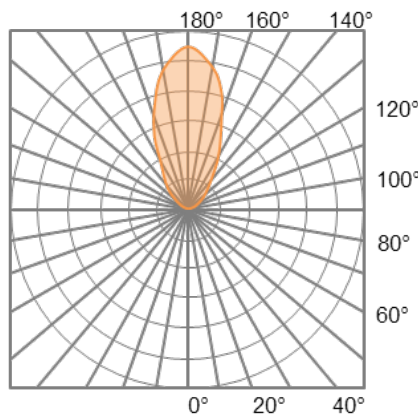


Polar Graph

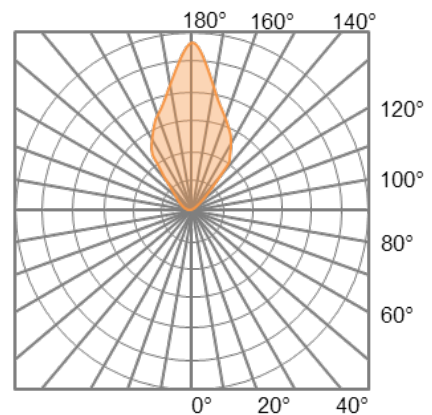
Narrow Beam



Medium Beam




Wide Beam





Date:
Type:
Project:



ING 641 - IN GROUND RECESSED

DESCRIPTION:

Multi-piece arrangement consists of a fabricated aluminum housing and a polypropylene recessed j-box and stainless steel trim.

Name	Lamping	Lumens	Color Temp	Electrical		Mounting	
ING 641	12W LED (Max)	1751	3000K	UNV	120-277V	IR	In-ground recessed
			4000K	HLV	347-480V		
			5000K				
	*Contact for other wattages	*Contact for custom	*Specify other				

Lens		Light Pattern		Options		Finishes		
FG	Frosted Glass Lens	NB	Narrow Beam	WG	Wire Guard	BL	Black	
PG	Prismatic Glass Lens	MB	Medium Beam	TP	Tamper proof hardware	WH	White	
		WB	Wide Beam	TS	Tamper proof screwdriver	SG	Silver Grey	
				EM	Emergency Battery	BZ	Bronze	
				GS	Glare Shield			
				IP67	Rated Enclosure			
				RB	Remote Driver/Ballast			
							*See finishes info on website	

✦ Lumens are based on Max Wattage and 5000K CCT

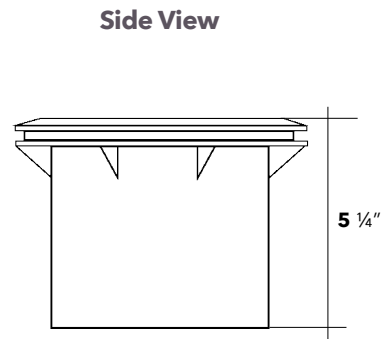
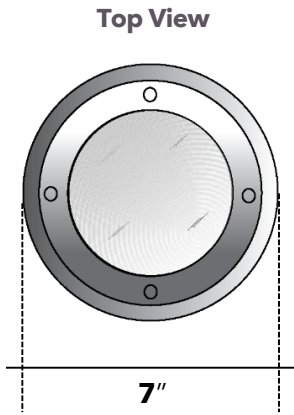
Std - Standard Offering

ING 641- _____

Customization Notes:

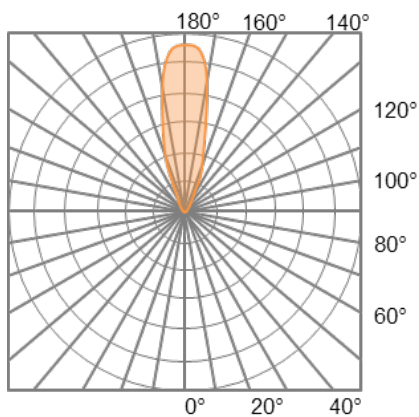
▶▶▶ Info on this spec sheet will change without notice as product development is an ongoing process.

Dimensions & Mounting (drawings are not to scale)

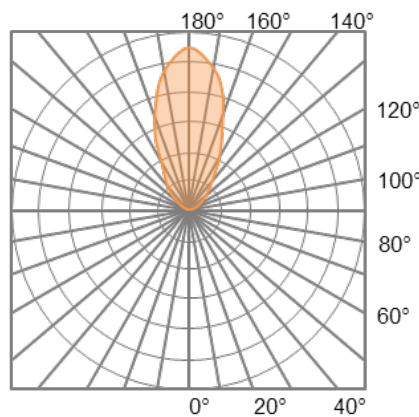


Polar Graph

Narrow Beam



Medium Beam



Wide Beam

