




<b>Date:</b>
<b>Type:</b>
<b>Project:</b>



**EPY - POST TOP/POLE MOUNT**

**DESCRIPTION:**

Round units are heavy gauge K12 prismatic acrylic, top cap is spun aluminum. Fitter at base of fixture is cast aluminum.

Name	Lamping		Lumens	Color Temp	Electrical		Mounting	
EPY - S	EPY - S	90 LED (Max) 175 MH 57PLT	10920	3000K	UNV	120-277V	PT3	Post top slips over 3" dia. pole
EPY - L				4000K	HLV	347-480V	PT4	Post top slips over 4" dia. pole
				5000K	TT	Tri-Tap (HID)	SPD	Spider Pole Mount
	EPY - L	180 LED (Max) 1000 HPS 1000MH-PS	21840		MT	Multi-Tap (HID)		
	*Contact for other wattages		*Contact for custom	*Specify other				

Lens		Light Pattern		Options		Finishes		
PR	Prismatic Lens (K12)	TY5	Type V (Std)	PC	Button Photocell	BL	Black	
		TY3	Type III	SF	Single Fuse	WH	White	
				HCO	House Side Cut Off	SG	Silver Grey	
						BZ	Bronze	
							*See finishes info on website	

✦ Lumens are based on Max Wattage and 5000K CCT

Std - Standard Offering

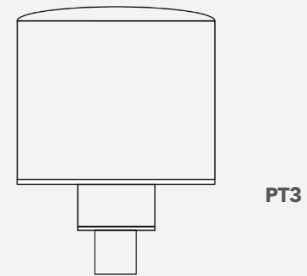
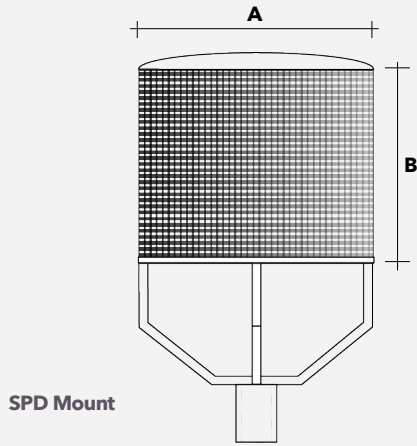
EPY - \_\_\_\_\_

**Customization Notes:**

▶▶▶ Info on this spec sheet will change without notice as product development is an ongoing process.



### Dimensions & Mounting (drawings are not to scale)



	A	B
EPY-S	13"	13"
EPY-L	20"	24"

### Polar Graph

