




Date
Quote #
Project Name
Type



## EGR - Ground Recessed

### Description:

Linear in-ground recessed fixture consisting of a stainless steel trim and glass lens. Protection class IP67.

Name  - Engine  - Lumens  - CCT  - Electrical  - Mounting  - Lens  - Pattern  - Options  - Finish

Name	Light Engine	Source Lumens <sub>(LED)(5000K)</sub>	Color Temp	Electrical
EGR-1	EGR-1 12 LED (Max)	1560	3000K	UNV 120-277V
EGR-2	EGR-2 12 LED (Max)	1560	3500K	HLV 347-480V
EGR-3	EGR-3 36 LED (Max)	4680	4000K	
EGR-4	EGR-4 36 LED (Max)	4680	5000K	
EGR-5	EGR-5 48 LED (Max)	6240		
EGR-6	EGR-6 48 LED (Max)	6240		
EGR-7	EGR-7 60 LED (Max)	7800		
EGR-8	EGR-8 60 LED (Max)	7800		

Contact for custom

Contact for custom

Contact for custom

Mounting	Lens	Light Pattern	Options	Finishes
IG In-ground recessed	CG Clear glass lens (Std)	EGR-1 Symmetric	SD Step dimming	Standard
		EGR-2 Asymmetric		SS Stainless steel (Std)
	FG Frosted glass lens	EGR-3 Symmetric	MS Motion sensor	
		EGR-4 Asymmetric	SF Single fuse	BL Black
		EGR-5 Symmetric		WH White
		EGR-6 Asymmetric	TS Tamperproof screws	SG Silver Grey
		EGR-7 Symmetric		BZ Bronze
		EGR-8 Asymmetric	TP Tamperproof hardware	
		GS Glare shield		
		EM Emergency battery		

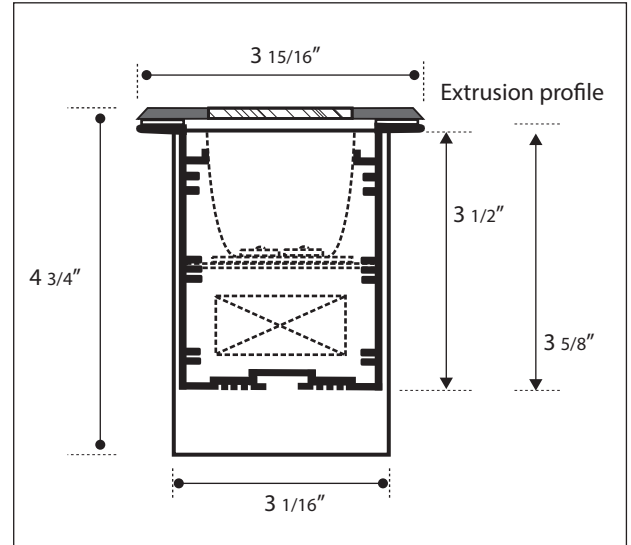
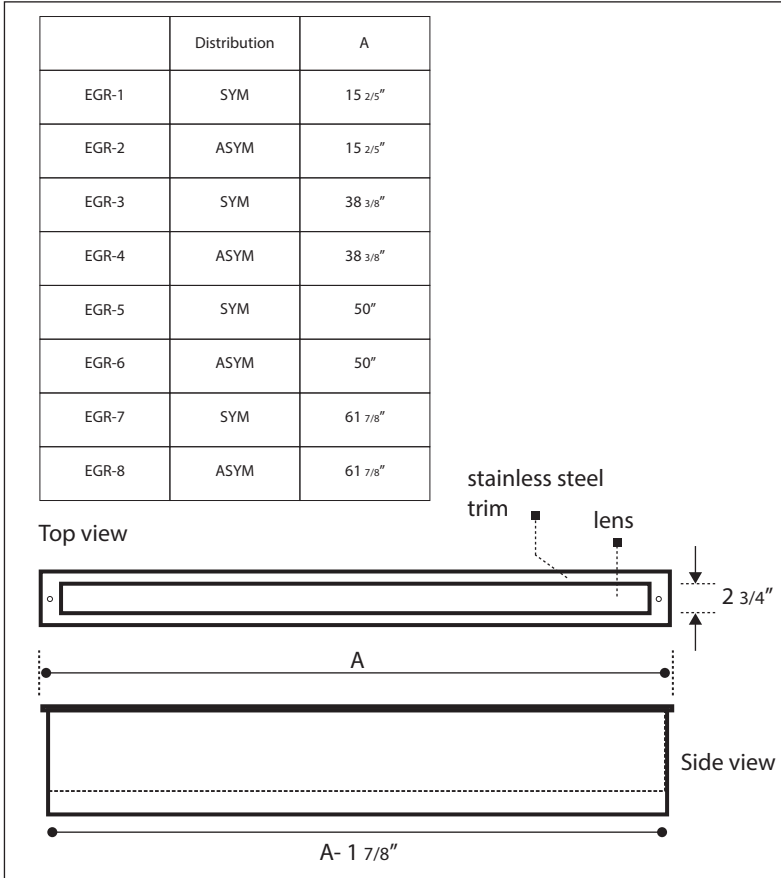
- Lumens are based on max wattage & 5000K CCT
- IES files available upon request
- Std - Standard Offering





**Dimensions & Mounting:**

Please note that drawings are not to scale.



**Listing:**

Complies to CSA and UL standards.

**Polar Graph:**

