




CUSTOM ARCHITECTURAL LIGHTING • 1610 SISMET ROAD, MISSISSAUGA ON, L4W 1R4

Date:

Type:

Project:



DEL-II - WALL MOUNT

DESCRIPTION:

DEL-II is a cove surface mounted luminaire featuring a bi directional lighting effect.

Name	Lamping		Source Lumens	Color Temp	Electrical		Mounting	
DEL-II-24	24"	20 LED (Max) 2XF14T5	3520	3000K	UNV	120-277V	C	Cove & Surface Edge Mount
DEL-II-36				4000K	HLV	347-480V		
DEL-II-48	36"	32 LED (Max) 2XF28T5	5632	5000K				
	48"	44 LED (Max) 2XF28T5	7744					
	*Contact for other wattages		*Contact for custom	*Specify other				

Lens		Light Pattern		Options		Finishes	
OAL	Opal Acrylic Lens (Std)	DF	Down & Front (Std)	DM	0-10V Dimming	BL	Black
GAL	Color Glow Acrylic Lens	D	Down Light (Only)	DM1	1% Dimming	WH	White
		F	Front Light (Only)	DL	Damp Location	SG	Silver Grey
				EM	Emergency Battery	BZ	Bronze
						*See finishes info on website	

✦ Lumens are based on Max Wattage and 5000K CCT

Std - Standard Offering

IES files available upon request

DEL II- _____

Customization Notes:


>>> Info on this spec sheet will change without notice as product development is an ongoing process.

TOLL FREE: 1.877.765.4457 • FAX: 905.457.1115 • WWW.SOLERACORP.COM

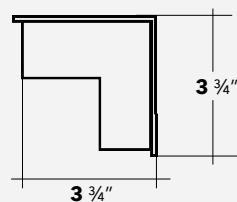


CUSTOM ARCHITECTURAL LIGHTING • 1610 SISMET ROAD, MISSISSAUGA ON, L4W 1R4


Dimensions & Mounting (drawings are not to scale)



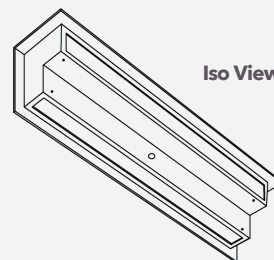
Front View



Side View

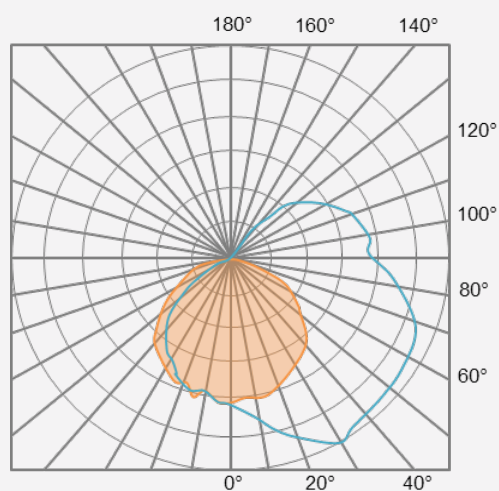


Back View



Iso View

Polar Graph



Down and Front Light