



Date
Quote #
Project Name
Type



DEL-II - Wall Mount

Description:

DEL-II is a cove surface mounted luminaire featuring 90 degree bi-directional lighting effect . All external hardware is stainless steel.

Name	Engine	Lumens	CCT	Electrical	Mounting	Lens	Pattern	Options	Finish
<input type="text"/>	<input type="text"/>	<input type="text"/>	<input type="text"/>	<input type="text"/>	<input type="text"/>	<input type="text"/>	<input type="text"/>	<input type="text"/>	<input type="text"/>

Name	Light Engine	Source Lumens _{(LED)(5000K)}	Color Temp	Electrical
DEL-II-24	24 20 LED (Max) 2XF14T5	3520	2700K	UNV 120-277V
			3000K	HLV 347-480V
DEL-II-36	36 20 LED (Max) 2XF14T5	5632	3500K	
			4000K	
DEL-II-48	48 20 LED (Max) 2XF14T5	7744	5000K	
	Contact for custom	Contact for custom	Contact for custom	

Mounting	Lens	Light Pattern	Options	Finishes
C Cove mount	OAL Opal acrylic lenses (Std)	UD Down and front light (Std)	DM 0-10V dimming	Standard BL Black
		D Down light	DM1 1% dimming	WH White
	F Front light		DL Damp location	SG Silver Grey
		EM Emergency battery	BZ Bronze	
			RGBW Programmable color changing LEDs	Custom CC Custom Color
				See website for custom colors. Contact factory for physical samples.

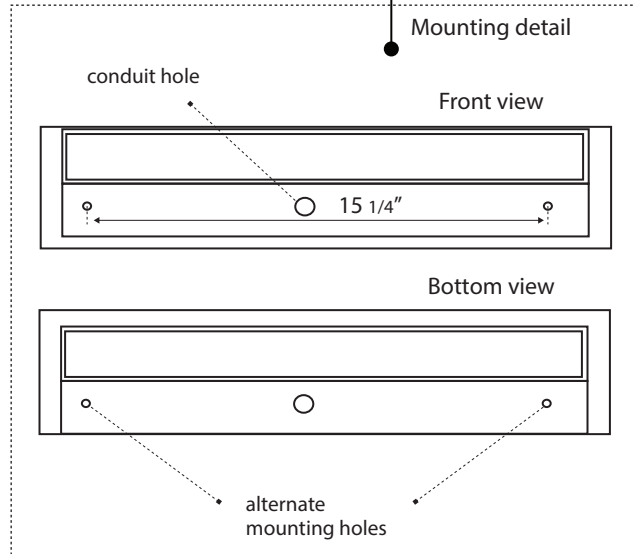
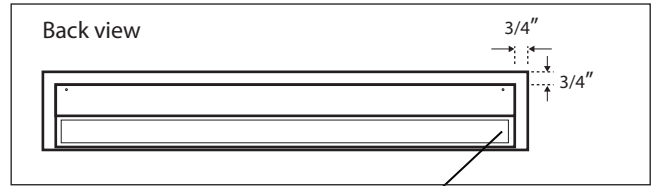
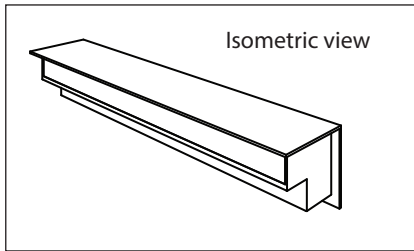
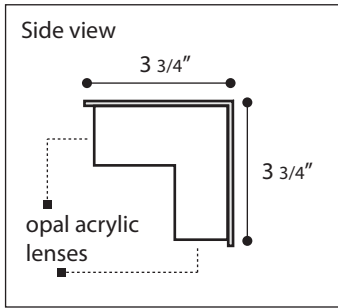
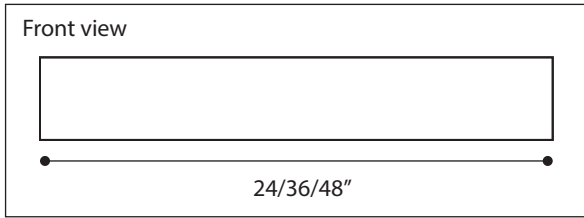
- Lumens are based on max wattage & 5000K CCT
- IES files available upon request
- Std - Standard Offering





Dimensions & Mounting:

Please note that drawings are not to scale.



Listing:

Complies to CSA and UL standards.

Polar Graph:

