



Date:
Type:
Project:



DEL-II - WALL MOUNT

DESCRIPTION:

DEL-II is a cove surface mounted luminaire featuring a bi directional lighting effect.

Name	Lamping		Lumens	Color Temp	Electrical		Mounting	
DEL-II-24	24"	20 LED (Max) 2XF14T5	3520	3000K	UNV	120-277V	C	Cove & Surface Edge Mounted
DEL-II-36				4000K	HLV	347-480V		
DEL-II-48	36"	32 LED (Max) 2XF28T5	5632	5000K				
	48"	44 LED (Max) 2XF28T5	7744					
		*Contact for other wattages	*Contact for custom	*Specify other				

Lens		Light Pattern		Options		Finishes		
OAL	Opal Acrylic Lens (Std)	DF	Down & Front (Std)	DM	0-10V Dimming	BL	Black	
GAL	Color Glow Acrylic Lens	D	Down Light (Only)	DM1	1% Dimming	WH	White	
		F	Front Light (Only)	DL	Damp Location	SG	Silver Grey	
				EM	Emergency Battery	BZ	Bronze	
							*See finishes info on website	

✦ Lumens are based on Max Wattage and 5000K CCT


Std - Standard Offering

DEL II- _____

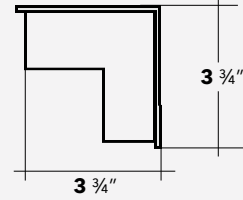
Customization Notes:

▶▶▶ Info on this spec sheet will change without notice as product development is an ongoing process.


Dimensions & Mounting (drawings are not to scale)



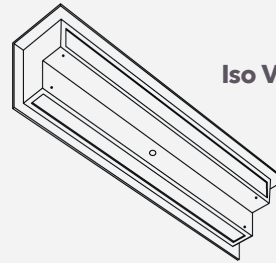
Front View



Side View

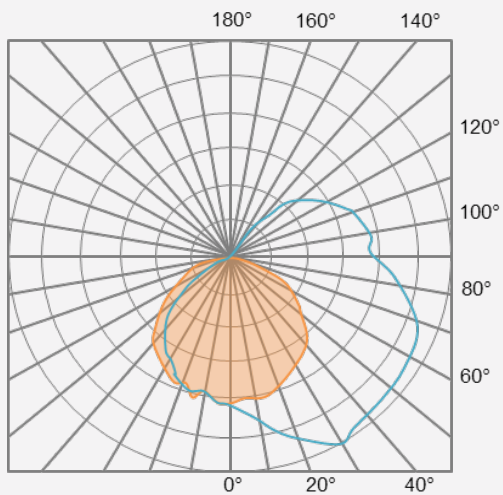


Back View



Iso View

Polar Graph



Down and Front Light