



Date:
Type:
Project:



CSM - WALL MOUNT

DESCRIPTION:

Die-cast aluminum housing. Hinged door cover. Silicone gasket for performance in outdoor conditions. Stainless steel external hardware.

Name	Lamping	Lumens ▼	Color Temp	Electrical		Mounting	
CSM	42W U/42W D LED (Max)	10920	3000K	UNV	120-277V	WM	Wall Mount
	42W D LED (Max)	5460	4000K	HLV	347-480V		
	250MH		5000K	TT	Tri-Tap (HID)		
	250MH-PS			MT	Multi-Tap (HID)		
	250LPS						
	*Contact for other wattages	*Contact for custom	*Specify other				

Lens		Light Pattern		Options		Finishes		
CG	Clear Glass Lens	D	Down Light (std)	TP	Tamperproof Hardware	BL	Black	
		UD	Up and Down Light	TS	Tamperproof Screwdriver	WH	White	
		U	Up Light	SF	Single Fuse	SG	Silver Grey	
				EM	Emergency Battery	BZ	Bronze	
				DM	0-10V Dimming			
				PC	Button Photocell			
							*See finishes info on website	

✦ Lumens are Based on Max Wattage and 5000K CCT for Up/Down Lamping

▼ Lumens are for up and down light

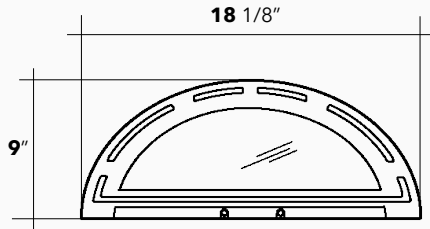
Std - Standard Offering

CSM- _____

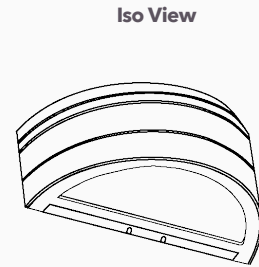
Customization Notes:

▶▶▶ Info on this spec sheet will change without notice as product development is an ongoing process.

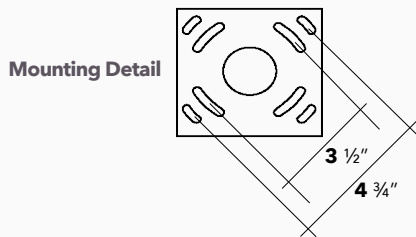
Dimensions & Mounting (drawings are not to scale)



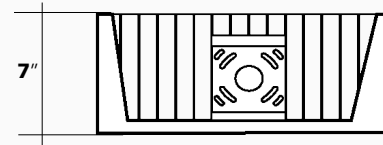
Top / Bottom View



Iso View



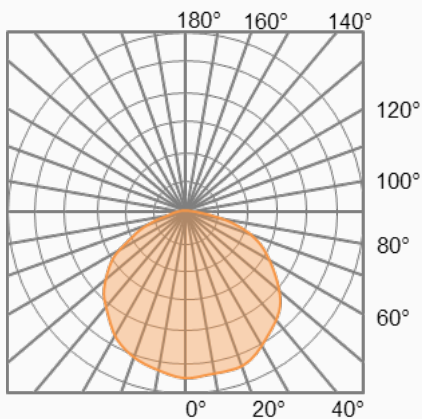
Mounting Detail



Back View

Polar Graph

Down Light



Up and Down Light

