



Date
Quote #
Project Name
Type



AURORA - Ceiling Mount

Description:

Cast aluminum frame with an opal polycarbonate lens and glow band. Regressed stainless steel allen screws are standard.

Name	Engine	Lumens	CCT	Electrical	Mounting	Lens	Pattern	Options	Finish

Name	Light Engine	Source Lumens _{(LED)(5000K)}	Color Temp	Electrical
AURORA	20W LED (Max)	3520	2700K	UNV 120-277V
	70MH		3000K	HLV 347-480V
	100MH		3500K	TT Tri-Tap(HID)
	2PLT26		4000K	MT Multi-Tap(HID)
			5000K	

Contact for custom

Contact for custom

Contact for custom

Mounting		Lens		Light Pattern		Options		Finishes	
CM	Ceiling mount	OPL	Opal Polycarbonate Lens (Std)	DS	Down & side light (Std)	DM	0-10V dimming	BL	Black
WM	Wall mount			D	Down light	WL	Wet location	WH	White
				S	Side light	MAL	Mesh around lens	SG	Silver Grey
						SF	Single fuse	BZ	Bronze
						MOD	Modified height	CC	Custom Color

See website for custom colors. Contact factory for physical samples.

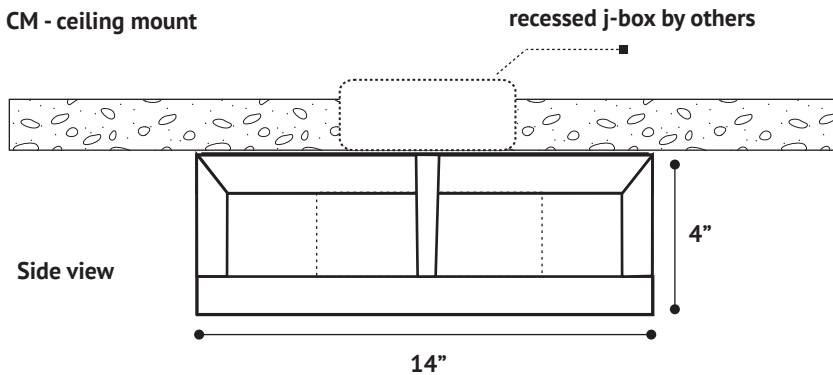
- Lumens are based on max wattage & 5000K CCT
- IES files available upon request
- Std - Standard Offering



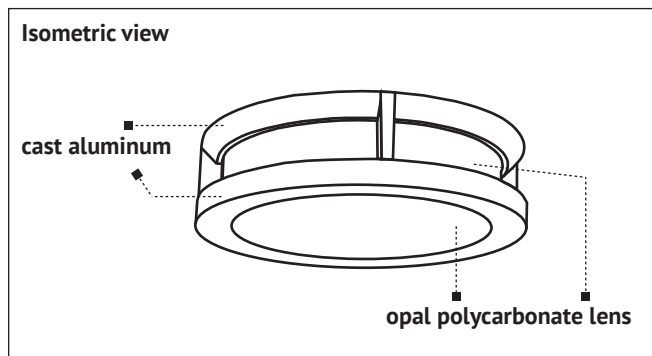
Dimensions & Mounting:

Please note that drawings are not to scale.

CM - ceiling mount



Side view



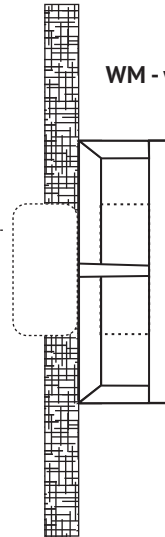
Isometric view

cast aluminum

opal polycarbonate lens

WM - wall mount

recessed j-box
by others



Listing:

Complies to CSA and UL standards.

Polar Graph:

